

| Rat | Date | Drug | Dose | Component | Trial | Drop | Plat.Loc | Distance | Latency | Quad | Ch. |
|-----|---------|------|----------|-------------|-------|------|----------|----------|---------|------|-----|
| K 3 | 7/26/01 | dzp | baseline | performance | 6 | S | 0 | 121.92 | 3.41 | | 2 |
| K 3 | 8/9/01 | dzp | baseline | performance | 6 | W | 0 | 71.8 | 1.87 | | 1 |
| K 3 | 8/16/01 | dzp | baseline | performance | 6 | S | 0 | 101.22 | 2.42 | | 2 |
| K 3 | 8/23/01 | dzp | baseline | performance | 6 | S | 0 | 332.01 | 8.46 | | 2 |
| K 3 | 9/6/01 | dzp | baseline | performance | 6 | W | 0 | 55.74 | 1.37 | | 1 |
| K 3 | 9/20/01 | dzp | baseline | performance | 6 | W | 0 | 47.76 | 1.26 | | 2 |
| K 3 | 8/10/01 | dzp | 0.3 | performance | 6 | W | 0 | 480.97 | 16.65 | | 8 |
| K 3 | 8/14/01 | dzp | 0.18 | performance | 6 | N | 0 | 70.2 | 2.03 | | 1 |
| K 3 | 9/18/01 | dzp | 0.18 | performance | 6 | E | 0 | 331.32 | 13.24 | | 1 |
| K 3 | 8/28/01 | dzp | 0.1 | performance | 6 | S | 0 | 125.74 | 3.57 | | 1 |
| K 3 | 9/7/01 | dzp | 0.1 | performance | 6 | W | 0 | 50.31 | 1.04 | | 2 |
| K 3 | 9/11/01 | dzp | 0.1 | performance | 6 | E | 0 | 114.67 | 2.47 | | 2 |
| K 3 | 9/25/01 | dzp | 0.1 | performance | 6 | S | 0 | 95.77 | 2.91 | | 1 |
| K 3 | 8/17/01 | dzp | 0.03 | performance | 6 | W | 0 | 46.46 | 1.32 | | 1 |
| K 3 | 9/21/01 | dzp | 0.03 | performance | 6 | S | 0 | 97.7 | 1.7 | | 2 |
| K 3 | 9/4/01 | dzp | 0.01 | performance | 6 | S | 0 | 99.24 | 1.87 | | 4 |
| K 3 | 7/27/01 | dzp | 0 | performance | 6 | S | 0 | 118.71 | 2.8 | | 2 |
| K 3 | 8/24/01 | dzp | 0 | performance | 6 | W | 0 | 105.03 | 2.69 | | 2 |
| K 6 | 7/19/01 | dzp | baseline | performance | 6 | E | 0 | 105.97 | 2.31 | | 2 |
| K 6 | 7/26/01 | dzp | baseline | performance | 6 | S | 0 | 111.13 | 2.58 | | 1 |
| K 6 | 8/16/01 | dzp | baseline | performance | 6 | S | 0 | 505.84 | 12.42 | | 6 |
| K 6 | 8/23/01 | dzp | baseline | performance | 6 | S | 0 | 104.66 | 2.69 | | 2 |
| K 6 | 9/13/01 | dzp | baseline | performance | 6 | S | 0 | 125.59 | 3.3 | | 2 |
| K 6 | 9/20/01 | dzp | baseline | performance | 6 | W | 0 | 52.21 | 1.48 | | 1 |
| K 6 | 7/27/01 | dzp | 0.3 | performance | 6 | S | 0 | 335.26 | 16.81 | | 6 |
| K 6 | 8/14/01 | dzp | 0.18 | performance | 6 | N | 0 | 577.84 | 23.74 | | 7 |
| K 6 | 8/28/01 | dzp | 0.18 | performance | 6 | S | 0 | 108.83 | 3.74 | | 2 |
| K 6 | 9/14/01 | dzp | 0.18 | performance | 6 | E | 0 | 221.56 | 7.14 | | 5 |
| K 6 | 9/18/01 | dzp | 0.18 | performance | 6 | E | 0 | 234.67 | 9.01 | | 2 |
| K 6 | 7/24/01 | dzp | 0.1 | performance | 6 | N | 0 | 50.85 | 1.37 | | 0 |
| K 6 | 8/21/01 | dzp | 0.1 | performance | 6 | S | 0 | 119.64 | 3.46 | | 1 |
| K 6 | 9/11/01 | dzp | 0.1 | performance | 6 | N | 0 | 188.17 | 5.11 | | 2 |
| K 6 | 9/21/01 | dzp | 0.1 | performance | 6 | S | 0 | 137.79 | 3.13 | | 2 |
| K 6 | 9/25/01 | dzp | 0.1 | performance | 6 | S | 0 | 148 | 5.33 | | 1 |
| K 6 | 7/20/01 | dzp | 0.03 | performance | 6 | S | 0 | 117.25 | 3.24 | | 1 |
| K 6 | 8/17/01 | dzp | 0.03 | performance | 6 | W | 0 | 83.21 | 2.42 | | 1 |
| K 6 | 9/4/01 | dzp | 0.01 | performance | 6 | N | 0 | 95.94 | 2.69 | | 2 |
| K 6 | 7/17/01 | dzp | 0 | performance | 6 | E | 0 | 120.49 | 3.19 | | 2 |
| K 6 | 8/24/01 | dzp | 0 | performance | 6 | S | 0 | 109.04 | 3.19 | | 2 |
| K 8 | 6/21/01 | dzp | baseline | performance | 6 | S | 0 | 111.36 | 2.14 | | 1 |
| K 8 | 6/28/01 | dzp | baseline | performance | 6 | N | 0 | 59.95 | 1.76 | | 1 |
| K 8 | 7/5/01 | dzp | baseline | performance | 6 | W | 0 | 34.76 | 0.99 | | 0 |
| K 8 | 7/12/01 | dzp | baseline | performance | 6 | S | 0 | 103.95 | 2.09 | | 1 |
| K 8 | 7/19/01 | dzp | baseline | performance | 6 | N | 0 | 123 | 2.75 | | 2 |
| K 8 | 7/26/01 | dzp | baseline | performance | 6 | S | 0 | 116.77 | 2.97 | | 2 |
| K 8 | 8/16/01 | dzp | baseline | performance | 6 | S | 0 | 106.03 | 2.58 | | 2 |
| K 8 | 8/23/01 | dzp | baseline | performance | 6 | S | 0 | 109.31 | 2.25 | | 1 |
| K 8 | 8/30/01 | dzp | baseline | performance | 6 | N | 0 | 52.31 | 1.59 | | 1 |
| K 8 | 9/6/01 | dzp | baseline | performance | 6 | W | 0 | 46.99 | 1.15 | | 1 |
| K 8 | 9/13/01 | dzp | baseline | performance | 6 | S | 0 | 107.78 | 2.58 | | 2 |
| K 8 | 9/20/01 | dzp | baseline | performance | 6 | W | 0 | 50.13 | 1.48 | | 1 |
| K 8 | 6/29/01 | dzp | 0.3 | performance | 6 | E | 0 | 167.67 | 5.44 | | 2 |
| K 8 | 7/17/01 | dzp | 0.3 | performance | 6 | E | 0 | 193 | 7.86 | | 2 |
| K 8 | 7/20/01 | dzp | 0.18 | performance | 6 | S | 0 | 1059.21 | 36.59 | | 12 |
| K 8 | 8/14/01 | dzp | 0.18 | performance | 6 | W | 0 | 855.98 | 59.89 | | 5 |
| K 8 | 9/14/01 | dzp | 0.18 | performance | 6 | E | 0 | 148.24 | 3.41 | | 2 |

| | | | | | | | | |
|-----|----------|-----|----------------------|-----|---|---------|-------|----|
| K 8 | 7/10/01 | dzp | 0.1 performance | 6 N | 0 | 45.88 | 1.32 | 3 |
| K 8 | 7/24/01 | dzp | 0.1 performance | 6 N | 0 | 48.48 | 1.32 | 1 |
| K 8 | 8/21/01 | dzp | 0.1 performance | 6 S | 0 | 909.74 | 31.87 | 7 |
| K 8 | 9/7/01 | dzp | 0.1 performance | 6 W | 0 | 84.13 | 1.86 | 1 |
| K 8 | 9/11/01 | dzp | 0.1 performance | 6 E | 0 | 115.87 | 2.31 | 1 |
| K 8 | 7/13/01 | dzp | 0.03 performance | 6 S | 0 | 103.04 | 2.2 | 2 |
| K 8 | 7/27/01 | dzp | 0.03 performance | 6 S | 0 | 107.58 | 2.31 | 2 |
| K 8 | 8/17/01 | dzp | 0.03 performance | 6 W | 0 | 76.08 | 1.98 | 1 |
| K 8 | 9/21/01 | dzp | 0.03 performance | 6 S | 0 | 99.7 | 2.31 | 1 |
| K 8 | 8/28/01 | dzp | 0.01 performance | 6 S | 0 | 91.67 | 2.03 | 2 |
| K 8 | 9/4/01 | dzp | 0.01 performance | 6 N | 0 | 95.71 | 1.98 | 1 |
| K 8 | 6/22/01 | dzp | 0 performance | 6 E | 0 | 106.84 | 2.45 | 2 |
| K 8 | 7/3/01 | dzp | 0 performance | 6 W | 0 | 42.85 | 1.32 | 0 |
| K 8 | 8/24/01 | dzp | 0 performance | 6 S | 0 | 113.24 | 2.58 | 2 |
| K 8 | 9/18/01 | dzp | 0 performance | 6 E | 0 | 121.34 | 2.58 | 1 |
| K 8 | 6/26/01 | dzp | 0.18 performance | 6 S | 0 | 95.43 | 2.25 | 2 |
| L 4 | 7/19/01 | dzp | baseline performance | 6 E | 0 | 124.98 | 4.07 | 2 |
| L 4 | 7/26/01 | dzp | baseline performance | 6 S | 0 | 109 | 2.8 | 2 |
| L 4 | 8/9/01 | dzp | baseline performance | 6 W | 0 | 49.21 | 1.81 | 1 |
| L 4 | 8/16/01 | dzp | baseline performance | 6 S | 0 | 109.52 | 2.91 | 1 |
| L 4 | 8/23/01 | dzp | baseline performance | 6 S | 0 | 123.71 | 3.68 | 5 |
| L 4 | 9/6/01 | dzp | baseline performance | 6 W | 0 | 45.88 | 1.21 | 0 |
| L 4 | 9/13/01 | dzp | baseline performance | 6 S | 0 | 162.62 | 4.56 | 2 |
| L 4 | 9/20/01 | dzp | baseline performance | 6 W | 0 | 57.49 | 1.59 | 0 |
| L 4 | 9/27/01 | dzp | baseline performance | 6 S | 0 | 112.15 | 2.97 | 2 |
| L 4 | 10/4/01 | dzp | baseline performance | 6 S | 0 | 110 | 3.24 | 2 |
| L 4 | 10/11/01 | dzp | baseline performance | 6 S | 0 | 116.09 | 3.41 | 3 |
| L 4 | 8/10/01 | dzp | 0.3 performance | 6 W | 0 | | | |
| L 4 | 8/14/01 | dzp | 0.18 performance | 6 N | 0 | 1243.61 | 59.95 | 10 |
| L 4 | 8/24/01 | dzp | 0.18 performance | 6 S | 0 | 558.62 | 24.95 | 6 |
| L 4 | 9/18/01 | dzp | 0.18 performance | 6 E | 0 | 1158.02 | 45.66 | 12 |
| L 4 | 7/24/01 | dzp | 0.1 performance | 6 N | 0 | 61.71 | 2.42 | 1 |
| L 4 | 8/21/01 | dzp | 0.1 performance | 6 S | 0 | 1661.88 | 59.95 | 14 |
| L 4 | 9/7/01 | dzp | 0.1 performance | 6 W | 0 | 66.64 | 1.65 | 0 |
| L 4 | 9/11/01 | dzp | 0.1 performance | 6 E | 0 | 126.51 | 3.35 | 2 |
| L 4 | 9/25/01 | dzp | 0.1 performance | 6 S | 0 | 228.84 | 9.34 | 6 |
| L 4 | 7/27/01 | dzp | 0.03 performance | 6 S | 0 | 110.57 | 3.02 | 2 |
| L 4 | 8/17/01 | dzp | 0.03 performance | 6 W | 0 | 45.88 | 1.43 | 0 |
| L 4 | 9/14/01 | dzp | 0.03 performance | 6 E | 0 | 147.4 | 3.63 | 2 |
| L 4 | 9/4/01 | dzp | 0.01 performance | 6 S | 0 | 113.23 | 2.58 | 1 |
| L 4 | 9/28/01 | dzp | 0.01 performance | 6 W | 0 | 58.6 | 1.26 | 0 |
| L 4 | 10/5/01 | dzp | 0.01 performance | 6 S | 0 | 109.89 | 2.8 | 2 |
| L 4 | 7/20/01 | dzp | 0 performance | 6 S | 0 | 107.48 | 2.91 | 2 |
| L 4 | 8/28/01 | dzp | 0 performance | 6 S | 0 | 107.51 | 2.8 | 2 |
| L 4 | 9/21/01 | dzp | 0 performance | 6 S | 0 | 122.46 | 2.75 | 2 |
| K 3 | 7/26/01 | dzp | baseline performance | 5 W | 0 | 48.09 | 1.43 | 2 |
| K 3 | 8/9/01 | dzp | baseline performance | 5 N | 0 | 54.9 | 1.54 | 3 |
| K 3 | 8/16/01 | dzp | baseline performance | 5 E | 0 | 115.72 | 2.75 | 1 |
| K 3 | 8/23/01 | dzp | baseline performance | 5 N | 0 | 59.92 | 1.48 | 3 |
| K 3 | 9/6/01 | dzp | baseline performance | 5 S | 0 | 102.07 | 2.36 | 2 |
| K 3 | 9/20/01 | dzp | baseline performance | 5 S | 0 | 107.46 | 2.53 | 2 |
| K 3 | 8/10/01 | dzp | 0.3 performance | 5 E | 0 | 206.17 | 6.1 | 2 |
| K 3 | 8/14/01 | dzp | 0.18 performance | 5 S | 0 | 177.33 | 4.84 | 2 |
| K 3 | 9/18/01 | dzp | 0.18 performance | 5 N | 0 | 211.2 | 6.48 | 1 |
| K 3 | 8/28/01 | dzp | 0.1 performance | 5 W | 0 | 179.48 | 5.44 | 1 |
| K 3 | 9/7/01 | dzp | 0.1 performance | 5 N | 0 | 100.56 | 2.1 | 2 |
| K 3 | 9/11/01 | dzp | 0.1 performance | 5 N | 0 | 50.67 | 1.48 | 1 |

| | | | | | | | | | |
|-----|---------|-----|----------|-------------|-----|---|--------|-------|----|
| K 3 | 9/25/01 | dzp | 0.1 | performance | 5 W | 0 | 61.46 | 2.03 | 1 |
| K 3 | 8/17/01 | dzp | 0.03 | performance | 5 E | 0 | 138.43 | 2.75 | 2 |
| K 3 | 9/21/01 | dzp | 0.03 | performance | 5 W | 0 | 20.7 | 0.49 | 0 |
| K 3 | 9/4/01 | dzp | 0.01 | performance | 5 N | 0 | 60.81 | 1.76 | 3 |
| K 3 | 7/27/01 | dzp | 0 | performance | 5 W | 0 | 50.21 | 1.48 | 2 |
| K 3 | 8/24/01 | dzp | 0 | performance | 5 S | 0 | 45.27 | 1.76 | 1 |
| K 6 | 7/19/01 | dzp | baseline | performance | 5 N | 0 | 45.38 | 1.15 | 1 |
| K 6 | 7/26/01 | dzp | baseline | performance | 5 W | 0 | 34.66 | 1.21 | 0 |
| K 6 | 8/16/01 | dzp | baseline | performance | 5 E | 0 | 127.27 | 2.58 | 2 |
| K 6 | 8/23/01 | dzp | baseline | performance | 5 N | 0 | 59.1 | 1.65 | 1 |
| K 6 | 9/13/01 | dzp | baseline | performance | 5 W | 0 | 47.05 | 1.43 | 2 |
| K 6 | 9/20/01 | dzp | baseline | performance | 5 S | 0 | 121.04 | 2.86 | 2 |
| K 6 | 7/27/01 | dzp | 0.3 | performance | 5 W | 0 | 237.87 | 9.89 | 3 |
| K 6 | 8/14/01 | dzp | 0.18 | performance | 5 S | 0 | 627.64 | 24.95 | 7 |
| K 6 | 8/28/01 | dzp | 0.18 | performance | 5 W | 0 | 56.94 | 1.98 | 1 |
| K 6 | 9/14/01 | dzp | 0.18 | performance | 5 W | 0 | 179.26 | 6.15 | 3 |
| K 6 | 9/18/01 | dzp | 0.18 | performance | 5 N | 0 | 73.28 | 3.02 | 1 |
| K 6 | 7/24/01 | dzp | 0.1 | performance | 5 W | 0 | 38.15 | 1.32 | 0 |
| K 6 | 8/21/01 | dzp | 0.1 | performance | 5 W | 0 | 123.03 | 4.23 | 1 |
| K 6 | 9/11/01 | dzp | 0.1 | performance | 5 E | 0 | 62.78 | 1.65 | 1 |
| K 6 | 9/21/01 | dzp | 0.1 | performance | 5 W | 0 | 47.66 | 1.37 | 1 |
| K 6 | 9/25/01 | dzp | 0.1 | performance | 5 W | 0 | 44.62 | 1.21 | 1 |
| K 6 | 7/20/01 | dzp | 0.03 | performance | 5 W | 0 | 45.71 | 1.26 | 0 |
| K 6 | 8/17/01 | dzp | 0.03 | performance | 5 E | 0 | 11.45 | 2.75 | 2 |
| K 6 | 9/4/01 | dzp | 0.01 | performance | 5 S | 0 | 35.19 | 1.04 | 0 |
| K 6 | 7/17/01 | dzp | 0 | performance | 5 S | 0 | 107.72 | 2.64 | 2 |
| K 6 | 8/24/01 | dzp | 0 | performance | 5 W | 0 | 44.56 | 1.81 | 1 |
| K 8 | 6/21/01 | dzp | baseline | performance | 5 W | 0 | 31.97 | 0.88 | 0 |
| K 8 | 6/28/01 | dzp | baseline | performance | 5 W | 0 | 36.11 | 0.99 | 0 |
| K 8 | 7/5/01 | dzp | baseline | performance | 5 S | 0 | 130.7 | 3.9 | 1 |
| K 8 | 7/12/01 | dzp | baseline | performance | 5 W | 0 | 36.97 | 0.99 | 0 |
| K 8 | 7/19/01 | dzp | baseline | performance | 5 N | 0 | 53.91 | 1.65 | 1 |
| K 8 | 7/26/01 | dzp | baseline | performance | 5 W | 0 | 173.24 | 5.99 | 4 |
| K 8 | 8/16/01 | dzp | baseline | performance | 5 E | 0 | 116.38 | 2.91 | 2 |
| K 8 | 8/23/01 | dzp | baseline | performance | 5 N | 0 | 74.98 | 1.7 | 3 |
| K 8 | 8/30/01 | dzp | baseline | performance | 5 W | 0 | 70.27 | 1.7 | 1 |
| K 8 | 9/6/01 | dzp | baseline | performance | 5 S | 0 | 92.92 | 1.92 | 1 |
| K 8 | 9/13/01 | dzp | baseline | performance | 5 W | 0 | 73.67 | 1.54 | 1 |
| K 8 | 9/20/01 | dzp | baseline | performance | 5 S | 0 | 106 | 2.58 | 2 |
| K 8 | 6/29/01 | dzp | 0.3 | performance | 5 S | 0 | 159.55 | 7.97 | 11 |
| K 8 | 7/17/01 | dzp | 0.3 | performance | 5 S | 0 | 110.37 | 6.3 | 3 |
| K 8 | 7/20/01 | dzp | 0.18 | performance | 5 W | 0 | 96.19 | 3.46 | 2 |
| K 8 | 8/14/01 | dzp | 0.18 | performance | 5 S | 0 | 304.81 | 16.76 | 7 |
| K 8 | 9/14/01 | dzp | 0.18 | performance | 5 W | 0 | 69.92 | 2.31 | 2 |
| K 8 | 7/10/01 | dzp | 0.1 | performance | 5 W | 0 | 39.69 | 1.21 | 0 |
| K 8 | 7/24/01 | dzp | 0.1 | performance | 5 W | 0 | 44.76 | 1.15 | 0 |
| K 8 | 8/21/01 | dzp | 0.1 | performance | 5 W | 0 | 444.51 | 16.26 | 10 |
| K 8 | 9/7/01 | dzp | 0.1 | performance | 5 N | 0 | 55.88 | 1.26 | 1 |
| K 8 | 9/11/01 | dzp | 0.1 | performance | 5 N | 0 | 59.11 | 1.43 | 3 |
| K 8 | 7/13/01 | dzp | 0.03 | performance | 5 W | 0 | 37.21 | 0.93 | 0 |
| K 8 | 7/27/01 | dzp | 0.03 | performance | 5 W | 0 | 123.34 | 3.79 | 3 |
| K 8 | 8/17/01 | dzp | 0.03 | performance | 5 E | 0 | 127.86 | 2.8 | 2 |
| K 8 | 9/21/01 | dzp | 0.03 | performance | 5 W | 0 | 51.66 | 1.43 | 0 |
| K 8 | 8/28/01 | dzp | 0.01 | performance | 5 W | 0 | 27.05 | 1.37 | 1 |
| K 8 | 9/4/01 | dzp | 0.01 | performance | 5 S | 0 | 52.79 | 1.37 | 1 |
| K 8 | 6/22/01 | dzp | 0 | performance | 5 S | 0 | 73.6 | 1.98 | 2 |
| K 8 | 7/3/01 | dzp | 0 | performance | 5 S | 0 | 99.21 | 2.53 | 4 |

| | | | | | | | | | |
|-----|----------|-----|----------|-------------|-----|---|---------|-------|----|
| K 8 | 8/24/01 | dzp | 0 | performance | 5 W | 0 | 96.54 | 2.75 | 1 |
| K 8 | 9/18/01 | dzp | 0 | performance | 5 N | 0 | 55.99 | 1.37 | 1 |
| K 8 | 6/26/01 | dzp | 0.18 | performance | 5 W | 0 | 39.51 | 1.32 | 0 |
| L 4 | 7/19/01 | dzp | baseline | performance | 5 N | 0 | 50.91 | 2.03 | 1 |
| L 4 | 7/26/01 | dzp | baseline | performance | 5 W | 0 | 227.46 | 8.35 | 2 |
| L 4 | 8/9/01 | dzp | baseline | performance | 5 N | 0 | 60.58 | 2.14 | 1 |
| L 4 | 8/16/01 | dzp | baseline | performance | 5 E | 0 | 105.85 | 2.97 | 2 |
| L 4 | 8/23/01 | dzp | baseline | performance | 5 N | 0 | 53.83 | 1.7 | 1 |
| L 4 | 9/6/01 | dzp | baseline | performance | 5 S | 0 | 112.32 | 2.97 | 4 |
| L 4 | 9/13/01 | dzp | baseline | performance | 5 W | 0 | 70.95 | 1.92 | 0 |
| L 4 | 9/20/01 | dzp | baseline | performance | 5 S | 0 | 105.8 | 3.24 | 2 |
| L 4 | 9/27/01 | dzp | baseline | performance | 5 W | 0 | 49.64 | 1.31 | 1 |
| L 4 | 10/4/01 | dzp | baseline | performance | 5 W | 0 | 69.3 | 1.7 | 1 |
| L 4 | 10/11/01 | dzp | baseline | performance | 5 N | 0 | 74.59 | 2.31 | 3 |
| L 4 | 8/10/01 | dzp | 0.3 | performance | 5 E | 0 | | | |
| L 4 | 8/14/01 | dzp | 0.18 | performance | 5 S | 0 | 1289.73 | 59.29 | 15 |
| L 4 | 8/24/01 | dzp | 0.18 | performance | 5 W | 0 | 57.02 | 2.14 | 0 |
| L 4 | 9/18/01 | dzp | 0.18 | performance | 5 N | 0 | 9.25 | 4.07 | 0 |
| L 4 | 7/24/01 | dzp | 0.1 | performance | 5 W | 0 | 48.57 | 1.21 | 0 |
| L 4 | 8/21/01 | dzp | 0.1 | performance | 5 W | 0 | 1473.02 | 59.95 | 12 |
| L 4 | 9/7/01 | dzp | 0.1 | performance | 5 N | 0 | 62.97 | 2.03 | 1 |
| L 4 | 9/11/01 | dzp | 0.1 | performance | 5 N | 0 | 63.47 | 2.25 | 1 |
| L 4 | 9/25/01 | dzp | 0.1 | performance | 5 W | 0 | 120.73 | 7.2 | 0 |
| L 4 | 7/27/01 | dzp | 0.03 | performance | 5 W | 0 | 38.86 | 1.1 | 1 |
| L 4 | 8/17/01 | dzp | 0.03 | performance | 5 E | 0 | 127.66 | 3.52 | 2 |
| L 4 | 9/14/01 | dzp | 0.03 | performance | 5 W | 0 | 47.87 | 1.21 | 0 |
| L 4 | 9/4/01 | dzp | 0.01 | performance | 5 N | 0 | 50.12 | 1.59 | 0 |
| L 4 | 9/28/01 | dzp | 0.01 | performance | 5 S | 0 | 110.97 | 2.8 | 4 |
| L 4 | 10/5/01 | dzp | 0.01 | performance | 5 W | 0 | 48.8 | 1.21 | 0 |
| L 4 | 7/20/01 | dzp | 0 | performance | 5 W | 0 | 69.03 | 2.47 | 1 |
| L 4 | 8/28/01 | dzp | 0 | performance | 5 W | 0 | 52.61 | 1.54 | 0 |
| L 4 | 9/21/01 | dzp | 0 | performance | 5 W | 0 | 54.56 | 1.43 | 0 |
| K 3 | 7/26/01 | dzp | baseline | performance | 4 N | 0 | 45.21 | 1.32 | 1 |
| K 3 | 8/9/01 | dzp | baseline | performance | 4 S | 0 | 163.18 | 3.79 | 2 |
| K 3 | 8/16/01 | dzp | baseline | performance | 4 S | 0 | 119.81 | 3.08 | 1 |
| K 3 | 8/23/01 | dzp | baseline | performance | 4 W | 0 | 51.78 | 1.76 | 2 |
| K 3 | 9/6/01 | dzp | baseline | performance | 4 N | 0 | 59.03 | 1.59 | 3 |
| K 3 | 9/20/01 | dzp | baseline | performance | 4 N | 0 | 42.53 | 1.37 | 1 |
| K 3 | 8/10/01 | dzp | 0.3 | performance | 4 E | 0 | 262.58 | 7.64 | 2 |
| K 3 | 8/14/01 | dzp | 0.18 | performance | 4 W | 0 | 158.65 | 4.51 | 2 |
| K 3 | 9/18/01 | dzp | 0.18 | performance | 4 W | 0 | 1310.65 | 59.62 | 8 |
| K 3 | 8/28/01 | dzp | 0.1 | performance | 4 E | 0 | 201.86 | 6.15 | 4 |
| K 3 | 9/7/01 | dzp | 0.1 | performance | 4 S | 0 | 168.51 | 4.18 | 4 |
| K 3 | 9/11/01 | dzp | 0.1 | performance | 4 W | 0 | 62.88 | 1.59 | 1 |
| K 3 | 9/25/01 | dzp | 0.1 | performance | 4 E | 0 | 1736.64 | 59.86 | 22 |
| K 3 | 8/17/01 | dzp | 0.03 | performance | 4 W | 0 | 50.68 | 1.48 | 1 |
| K 3 | 9/21/01 | dzp | 0.03 | performance | 4 E | 0 | 133.04 | 2.47 | 2 |
| K 3 | 9/4/01 | dzp | 0.01 | performance | 4 W | 0 | 107.48 | 2.42 | 2 |
| K 3 | 7/27/01 | dzp | 0 | performance | 4 N | 0 | 70.7 | 1.81 | 1 |
| K 3 | 8/24/01 | dzp | 0 | performance | 4 N | 0 | 54.28 | 1.76 | 1 |
| K 6 | 7/19/01 | dzp | baseline | performance | 4 W | 0 | 32.4 | 1.26 | 0 |
| K 6 | 7/26/01 | dzp | baseline | performance | 4 N | 0 | 45.55 | 1.54 | 1 |
| K 6 | 8/16/01 | dzp | baseline | performance | 4 S | 0 | 1041.9 | 28.08 | 10 |
| K 6 | 8/23/01 | dzp | baseline | performance | 4 W | 0 | 65.98 | 1.76 | 1 |
| K 6 | 9/13/01 | dzp | baseline | performance | 4 E | 0 | 153.6 | 3.57 | 2 |
| K 6 | 9/20/01 | dzp | baseline | performance | 4 N | 0 | 45.02 | 1.59 | 1 |
| K 6 | 7/27/01 | dzp | 0.3 | performance | 4 N | 0 | 135.1 | 5.93 | 1 |

| | | | | | | | | | |
|-----|---------|-----|----------|-------------|-----|---|---------|-------|----|
| K 6 | 8/14/01 | dzp | 0.18 | performance | 4 W | 0 | 174.66 | 7.91 | 3 |
| K 6 | 8/28/01 | dzp | 0.18 | performance | 4 S | 0 | 107.31 | 3.52 | 2 |
| K 6 | 9/14/01 | dzp | 0.18 | performance | 4 E | 0 | 391.8 | 14.67 | 2 |
| K 6 | 9/18/01 | dzp | 0.18 | performance | 4 W | 0 | 51.48 | 1.92 | 2 |
| K 6 | 7/24/01 | dzp | 0.1 | performance | 4 S | 0 | 111.03 | 2.86 | 2 |
| K 6 | 8/21/01 | dzp | 0.1 | performance | 4 N | 0 | 59.02 | 2.03 | 1 |
| K 6 | 9/11/01 | dzp | 0.1 | performance | 4 W | 0 | 64.47 | 1.98 | 1 |
| K 6 | 9/21/01 | dzp | 0.1 | performance | 4 E | 0 | 150.19 | 3.57 | 3 |
| K 6 | 9/25/01 | dzp | 0.1 | performance | 4 E | 0 | 630.89 | 20.16 | 5 |
| K 6 | 7/20/01 | dzp | 0.03 | performance | 4 N | 0 | 72.16 | 1.92 | 3 |
| K 6 | 8/17/01 | dzp | 0.03 | performance | 4 W | 0 | 75.3 | 2.14 | 2 |
| K 6 | 9/4/01 | dzp | 0.01 | performance | 4 W | 0 | 46.98 | 1.43 | 1 |
| K 6 | 7/17/01 | dzp | 0 | performance | 4 W | 0 | 39.38 | 1.37 | 0 |
| K 6 | 8/24/01 | dzp | 0 | performance | 4 W | 0 | 58.9 | 2.14 | 1 |
| K 8 | 6/21/01 | dzp | baseline | performance | 4 N | 0 | 60.12 | 1.76 | 1 |
| K 8 | 6/28/01 | dzp | baseline | performance | 4 S | 0 | 107.26 | 2.42 | 1 |
| K 8 | 7/5/01 | dzp | baseline | performance | 4 E | 0 | 119.37 | 2.47 | 2 |
| K 8 | 7/12/01 | dzp | baseline | performance | 4 N | 0 | 47.43 | 1.48 | 1 |
| K 8 | 7/19/01 | dzp | baseline | performance | 4 W | 0 | 76.19 | 2.75 | 1 |
| K 8 | 7/26/01 | dzp | baseline | performance | 4 N | 0 | 57.7 | 1.48 | 0 |
| K 8 | 8/16/01 | dzp | baseline | performance | 4 S | 0 | 112.66 | 3.13 | 4 |
| K 8 | 8/23/01 | dzp | baseline | performance | 4 W | 0 | 53.06 | 1.43 | 0 |
| K 8 | 8/30/01 | dzp | baseline | performance | 4 S | 0 | 119.32 | 2.69 | 1 |
| K 8 | 9/6/01 | dzp | baseline | performance | 4 N | 0 | 61.45 | 1.43 | 1 |
| K 8 | 9/13/01 | dzp | baseline | performance | 4 E | 0 | 124.36 | 2.25 | 4 |
| K 8 | 9/20/01 | dzp | baseline | performance | 4 N | 0 | 62.45 | 1.43 | 1 |
| K 8 | 6/29/01 | dzp | 0.3 | performance | 4 W | 0 | 185.92 | 8.41 | 2 |
| K 8 | 7/17/01 | dzp | 0.3 | performance | 4 W | 0 | 607.27 | 22.86 | 16 |
| K 8 | 7/20/01 | dzp | 0.18 | performance | 4 N | 0 | 739.2 | 5.98 | 1 |
| K 8 | 8/14/01 | dzp | 0.18 | performance | 4 W | 0 | 1363.81 | 59.95 | 33 |
| K 8 | 9/14/01 | dzp | 0.18 | performance | 4 E | 0 | 128.99 | 3.3 | 2 |
| K 8 | 7/10/01 | dzp | 0.1 | performance | 4 S | 0 | 107.26 | 1.98 | 2 |
| K 8 | 7/24/01 | dzp | 0.1 | performance | 4 S | 0 | 106.08 | 2.2 | 1 |
| K 8 | 8/21/01 | dzp | 0.1 | performance | 4 N | 0 | 89.03 | 3.13 | 5 |
| K 8 | 9/7/01 | dzp | 0.1 | performance | 4 S | 0 | 108.08 | 2.25 | 1 |
| K 8 | 9/11/01 | dzp | 0.1 | performance | 4 W | 0 | 68.82 | 1.81 | 1 |
| K 8 | 7/13/01 | dzp | 0.03 | performance | 4 N | 0 | 49.57 | 1.43 | 1 |
| K 8 | 7/27/01 | dzp | 0.03 | performance | 4 N | 0 | 57.07 | 1.7 | 1 |
| K 8 | 8/17/01 | dzp | 0.03 | performance | 4 W | 0 | 52.36 | 1.48 | 1 |
| K 8 | 9/21/01 | dzp | 0.03 | performance | 4 E | 0 | 108.67 | 2.31 | 1 |
| K 8 | 8/28/01 | dzp | 0.01 | performance | 4 S | 0 | 100.21 | 2.31 | 1 |
| K 8 | 9/4/01 | dzp | 0.01 | performance | 4 W | 0 | 43.05 | 1.37 | 0 |
| K 8 | 6/22/01 | dzp | 0 | performance | 4 W | 0 | 34.08 | 0.88 | 0 |
| K 8 | 7/3/01 | dzp | 0 | performance | 4 E | 0 | 103.93 | 2.36 | 2 |
| K 8 | 8/24/01 | dzp | 0 | performance | 4 N | 0 | 33.54 | 0.88 | 0 |
| K 8 | 9/18/01 | dzp | 0 | performance | 4 W | 0 | 43.75 | 0.99 | 0 |
| K 8 | 6/26/01 | dzp | 0.18 | performance | 4 N | 0 | 61.12 | 1.7 | 3 |
| L 4 | 7/19/01 | dzp | baseline | performance | 4 W | 0 | 29.74 | 1.43 | 0 |
| L 4 | 7/26/01 | dzp | baseline | performance | 4 N | 0 | 61.09 | 2.25 | 1 |
| L 4 | 8/9/01 | dzp | baseline | performance | 4 S | 0 | 115.75 | 2.75 | 2 |
| L 4 | 8/16/01 | dzp | baseline | performance | 4 S | 0 | 117.3 | 3.41 | 6 |
| L 4 | 8/23/01 | dzp | baseline | performance | 4 W | 0 | 51.54 | 1.7 | 1 |
| L 4 | 9/6/01 | dzp | baseline | performance | 4 N | 0 | 62.03 | 2.25 | 1 |
| L 4 | 9/13/01 | dzp | baseline | performance | 4 E | 0 | 144.47 | 3.63 | 2 |
| L 4 | 9/20/01 | dzp | baseline | performance | 4 N | 0 | 55.45 | 2.25 | 1 |
| L 4 | 9/27/01 | dzp | baseline | performance | 4 S | 0 | 110.71 | 3.63 | 2 |
| L 4 | 10/4/01 | dzp | baseline | performance | 4 S | 0 | 118.44 | 3.19 | 2 |

| | | | | | | | | |
|-----|----------|-----|----------------------|-----|---|---------|-------|----|
| L 4 | 10/11/01 | dzp | baseline performance | 4 W | 0 | 64.89 | 1.59 | 0 |
| L 4 | 8/10/01 | dzp | 0.3 performance | 4 E | 0 | | | |
| L 4 | 8/14/01 | dzp | 0.18 performance | 4 W | 0 | 92.53 | 4.67 | 0 |
| L 4 | 8/24/01 | dzp | 0.18 performance | 4 N | 0 | 432.32 | 18.68 | 3 |
| L 4 | 9/18/01 | dzp | 0.18 performance | 4 W | 0 | 44.71 | 1.59 | 0 |
| L 4 | 7/24/01 | dzp | 0.1 performance | 4 S | 0 | 124.62 | 3.24 | 6 |
| L 4 | 8/21/01 | dzp | 0.1 performance | 4 N | 0 | 1277.5 | 59.95 | 9 |
| L 4 | 9/7/01 | dzp | 0.1 performance | 4 S | 0 | 221.13 | 7.2 | 1 |
| L 4 | 9/11/01 | dzp | 0.1 performance | 4 W | 0 | 63.98 | 1.65 | 0 |
| L 4 | 9/25/01 | dzp | 0.1 performance | 4 E | 0 | 115.97 | 4.12 | 3 |
| L 4 | 7/27/01 | dzp | 0.03 performance | 4 N | 0 | 66.56 | 2.2 | 1 |
| L 4 | 8/17/01 | dzp | 0.03 performance | 4 W | 0 | 46.36 | 1.54 | 1 |
| L 4 | 9/14/01 | dzp | 0.03 performance | 4 E | 0 | 136.03 | 3.35 | 2 |
| L 4 | 9/4/01 | dzp | 0.01 performance | 4 W | 0 | 36.14 | 0.93 | 0 |
| L 4 | 9/28/01 | dzp | 0.01 performance | 4 E | 0 | 118.16 | 3.02 | 2 |
| L 4 | 10/5/01 | dzp | 0.01 performance | 4 N | 0 | 65.26 | 1.98 | 1 |
| L 4 | 7/20/01 | dzp | 0 performance | 4 N | 0 | 67.97 | 2.25 | 1 |
| L 4 | 8/28/01 | dzp | 0 performance | 4 S | 0 | 114.16 | 3.08 | 4 |
| L 4 | 9/21/01 | dzp | 0 performance | 4 E | 0 | 131.94 | 3.13 | 2 |
| K 3 | 7/26/01 | dzp | baseline performance | 3 E | 0 | 113.99 | 2.42 | 2 |
| K 3 | 8/9/01 | dzp | baseline performance | 3 N | 0 | 56.03 | 1.37 | 1 |
| K 3 | 8/16/01 | dzp | baseline performance | 3 W | 0 | 42.41 | 1.59 | 0 |
| K 3 | 8/23/01 | dzp | baseline performance | 3 N | 0 | 55.3 | 1.43 | 1 |
| K 3 | 9/6/01 | dzp | baseline performance | 3 W | 0 | 68.62 | 1.54 | 2 |
| K 3 | 9/20/01 | dzp | baseline performance | 3 W | 0 | 54.9 | 1.37 | 0 |
| K 3 | 8/10/01 | dzp | 0.3 performance | 3 W | 0 | 533.24 | 22.03 | 6 |
| K 3 | 8/14/01 | dzp | 0.18 performance | 3 S | 0 | 733.04 | 19.07 | 10 |
| K 3 | 9/18/01 | dzp | 0.18 performance | 3 S | 0 | 1369.86 | 59.23 | 21 |
| K 3 | 8/28/01 | dzp | 0.1 performance | 3 S | 0 | 236.28 | 7.14 | 2 |
| K 3 | 9/7/01 | dzp | 0.1 performance | 3 W | 0 | 72.22 | 1.65 | 1 |
| K 3 | 9/11/01 | dzp | 0.1 performance | 3 S | 0 | 139.31 | 3.3 | 2 |
| K 3 | 9/25/01 | dzp | 0.1 performance | 3 N | 0 | 716.1 | 26.54 | 10 |
| K 3 | 8/17/01 | dzp | 0.03 performance | 3 S | 0 | 192.65 | 4.89 | 2 |
| K 3 | 9/21/01 | dzp | 0.03 performance | 3 S | 0 | 112.96 | 2.25 | 2 |
| K 3 | 9/4/01 | dzp | 0.01 performance | 3 N | 0 | 59 | 1.59 | 1 |
| K 3 | 7/27/01 | dzp | 0 performance | 3 E | 0 | 121.64 | 2.42 | 2 |
| K 3 | 8/24/01 | dzp | 0 performance | 3 W | 0 | 50.74 | 1.26 | 2 |
| K 6 | 7/19/01 | dzp | baseline performance | 3 S | 0 | 94.3 | 2.47 | 1 |
| K 6 | 7/26/01 | dzp | baseline performance | 3 E | 0 | 435.81 | 13.63 | 7 |
| K 6 | 8/16/01 | dzp | baseline performance | 3 W | 0 | 59.18 | 2.31 | 1 |
| K 6 | 8/23/01 | dzp | baseline performance | 3 N | 0 | 51.52 | 1.76 | 1 |
| K 6 | 9/13/01 | dzp | baseline performance | 3 N | 0 | 55.04 | 2.03 | 1 |
| K 6 | 9/20/01 | dzp | baseline performance | 3 W | 0 | 50.37 | 1.37 | 2 |
| K 6 | 7/27/01 | dzp | 0.3 performance | 3 E | 0 | 701.68 | 31.87 | 10 |
| K 6 | 8/14/01 | dzp | 0.18 performance | 3 S | 0 | 112.18 | 4.12 | 5 |
| K 6 | 8/28/01 | dzp | 0.18 performance | 3 E | 0 | 156.36 | 4.73 | 2 |
| K 6 | 9/14/01 | dzp | 0.18 performance | 3 S | 0 | 106.48 | 3.57 | 1 |
| K 6 | 9/18/01 | dzp | 0.18 performance | 3 S | 0 | 115.95 | 3.96 | 1 |
| K 6 | 7/24/01 | dzp | 0.1 performance | 3 E | 0 | 147.37 | 3.63 | 3 |
| K 6 | 8/21/01 | dzp | 0.1 performance | 3 W | 0 | 142.95 | 4.51 | 1 |
| K 6 | 9/11/01 | dzp | 0.1 performance | 3 S | 0 | 108.29 | 2.69 | 1 |
| K 6 | 9/21/01 | dzp | 0.1 performance | 3 S | 0 | 117.14 | 2.47 | 2 |
| K 6 | 9/25/01 | dzp | 0.1 performance | 3 N | 0 | 415.2 | 14.51 | 5 |
| K 6 | 7/20/01 | dzp | 0.03 performance | 3 E | 0 | 109.37 | 2.8 | 2 |
| K 6 | 8/17/01 | dzp | 0.03 performance | 3 S | 0 | 107.65 | 2.58 | 2 |
| K 6 | 9/4/01 | dzp | 0.01 performance | 3 N | 0 | 43.38 | 1.43 | 0 |
| K 6 | 7/17/01 | dzp | 0 performance | 3 N | 0 | 40.79 | 1.54 | 0 |

| | | | | | | | | | |
|-----|----------|-----|----------|-------------|-----|---|---------|-------|----|
| K 6 | 8/24/01 | dzp | 0 | performance | 3 N | 0 | 37.06 | 1.92 | 1 |
| K 8 | 6/21/01 | dzp | baseline | performance | 3 E | 0 | 117.75 | 2.91 | 2 |
| K 8 | 6/28/01 | dzp | baseline | performance | 3 E | 0 | 123.42 | 2.8 | 2 |
| K 8 | 7/5/01 | dzp | baseline | performance | 3 N | 0 | 68.7 | 2.03 | 1 |
| K 8 | 7/12/01 | dzp | baseline | performance | 3 E | 0 | 142.23 | 3.96 | 2 |
| K 8 | 7/19/01 | dzp | baseline | performance | 3 S | 0 | 103.81 | 2.36 | 2 |
| K 8 | 7/26/01 | dzp | baseline | performance | 3 E | 0 | 99.67 | 2.09 | 1 |
| K 8 | 8/16/01 | dzp | baseline | performance | 3 W | 0 | 68.26 | 1.87 | 2 |
| K 8 | 8/23/01 | dzp | baseline | performance | 3 N | 0 | 59.36 | 1.7 | 1 |
| K 8 | 8/30/01 | dzp | baseline | performance | 3 W | 0 | 60.94 | 1.65 | 1 |
| K 8 | 9/6/01 | dzp | baseline | performance | 3 W | 0 | 54.95 | 1.43 | 1 |
| K 8 | 9/13/01 | dzp | baseline | performance | 3 N | 0 | 60.67 | 1.43 | 1 |
| K 8 | 9/20/01 | dzp | baseline | performance | 3 W | 0 | 46.22 | 1.15 | 0 |
| K 8 | 6/29/01 | dzp | 0.3 | performance | 3 N | 0 | 180.24 | 6.21 | 5 |
| K 8 | 7/17/01 | dzp | 0.3 | performance | 3 N | 0 | 55.67 | 1.7 | 1 |
| K 8 | 7/20/01 | dzp | 0.18 | performance | 3 E | 0 | 176.99 | 3.24 | 4 |
| K 8 | 8/14/01 | dzp | 0.18 | performance | 3 S | 0 | 654.62 | 28.41 | 13 |
| K 8 | 9/14/01 | dzp | 0.18 | performance | 3 S | 0 | 104.55 | 2.64 | 1 |
| K 8 | 7/10/01 | dzp | 0.1 | performance | 3 E | 0 | 120.14 | 2.86 | 2 |
| K 8 | 7/24/01 | dzp | 0.1 | performance | 3 E | 0 | 124.68 | 2.2 | 1 |
| K 8 | 8/21/01 | dzp | 0.1 | performance | 3 W | 0 | 1410.81 | 59.95 | 14 |
| K 8 | 9/7/01 | dzp | 0.1 | performance | 3 W | 0 | 50.5 | 1.59 | 1 |
| K 8 | 9/11/01 | dzp | 0.1 | performance | 3 S | 0 | 114.48 | 2.31 | 1 |
| K 8 | 7/13/01 | dzp | 0.03 | performance | 3 E | 0 | 114.07 | 2.47 | 1 |
| K 8 | 7/27/01 | dzp | 0.03 | performance | 3 E | 0 | 104.57 | 2.47 | 1 |
| K 8 | 8/17/01 | dzp | 0.03 | performance | 3 S | 0 | 117.38 | 2.8 | 3 |
| K 8 | 9/21/01 | dzp | 0.03 | performance | 3 S | 0 | 105.02 | 2.31 | 1 |
| K 8 | 8/28/01 | dzp | 0.01 | performance | 3 E | 0 | 101.69 | 2.47 | 2 |
| K 8 | 9/4/01 | dzp | 0.01 | performance | 3 N | 0 | 56.99 | 1.37 | 0 |
| K 8 | 6/22/01 | dzp | 0 | performance | 3 N | 0 | 72.5 | 1.65 | 1 |
| K 8 | 7/3/01 | dzp | 0 | performance | 3 N | 0 | 72.04 | 1.87 | 1 |
| K 8 | 8/24/01 | dzp | 0 | performance | 3 W | 0 | 46.28 | 1.43 | 0 |
| K 8 | 9/18/01 | dzp | 0 | performance | 3 S | 0 | 134.56 | 3.19 | 1 |
| K 8 | 6/26/01 | dzp | 0.18 | performance | 3 E | 0 | 115.87 | 2.47 | 1 |
| L 4 | 7/19/01 | dzp | baseline | performance | 3 S | 0 | 111.03 | 2.8 | 2 |
| L 4 | 7/26/01 | dzp | baseline | performance | 3 E | 0 | 114.88 | 3.68 | 2 |
| L 4 | 8/9/01 | dzp | baseline | performance | 3 N | 0 | 64.32 | 2.47 | 1 |
| L 4 | 8/16/01 | dzp | baseline | performance | 3 W | 0 | 56.91 | 1.65 | 0 |
| L 4 | 8/23/01 | dzp | baseline | performance | 3 N | 0 | 63.13 | 2.09 | 1 |
| L 4 | 9/6/01 | dzp | baseline | performance | 3 W | 0 | 38.94 | 1.37 | 0 |
| L 4 | 9/13/01 | dzp | baseline | performance | 3 N | 0 | 65.35 | 2.2 | 3 |
| L 4 | 9/20/01 | dzp | baseline | performance | 3 W | 0 | 47.1 | 1.04 | 0 |
| L 4 | 9/27/01 | dzp | baseline | performance | 3 E | 0 | 131.93 | 3.3 | 2 |
| L 4 | 10/4/01 | dzp | baseline | performance | 3 E | 0 | 138.36 | 2.97 | 2 |
| L 4 | 10/11/01 | dzp | baseline | performance | 3 S | 0 | 118.89 | 3.41 | 2 |
| L 4 | 8/10/01 | dzp | 0.3 | performance | 3 W | 0 | | | |
| L 4 | 8/14/01 | dzp | 0.18 | performance | 3 S | 0 | 1161.86 | 59.12 | 20 |
| L 4 | 8/24/01 | dzp | 0.18 | performance | 3 W | 0 | 80.61 | 2.64 | 1 |
| L 4 | 9/18/01 | dzp | 0.18 | performance | 3 S | 0 | 158.55 | 6.37 | 2 |
| L 4 | 7/24/01 | dzp | 0.1 | performance | 3 E | 0 | 143.75 | 4.23 | 2 |
| L 4 | 8/21/01 | dzp | 0.1 | performance | 3 W | 0 | 192.69 | 8.24 | 4 |
| L 4 | 9/7/01 | dzp | 0.1 | performance | 3 W | 0 | 87.38 | 1.59 | 0 |
| L 4 | 9/11/01 | dzp | 0.1 | performance | 3 S | 0 | 116.99 | 3.3 | 2 |
| L 4 | 9/25/01 | dzp | 0.1 | performance | 3 N | 0 | 72.69 | 2.47 | 1 |
| L 4 | 7/27/01 | dzp | 0.03 | performance | 3 E | 0 | 140.62 | 3.63 | 2 |
| L 4 | 8/17/01 | dzp | 0.03 | performance | 3 S | 0 | 118.02 | 2.91 | 2 |
| L 4 | 9/14/01 | dzp | 0.03 | performance | 3 S | 0 | 107.75 | 2.75 | 1 |

| | | | | | | | | | |
|-----|---------|-----|----------|-------------|-----|---|--------|-------|----|
| L 4 | 9/4/01 | dzp | 0.01 | performance | 3 N | 0 | 50.93 | 1.76 | 3 |
| L 4 | 9/28/01 | dzp | 0.01 | performance | 3 N | 0 | 50.76 | 1.54 | 1 |
| L 4 | 10/5/01 | dzp | 0.01 | performance | 3 E | 0 | 116.07 | 2.8 | 4 |
| L 4 | 7/20/01 | dzp | 0 | performance | 3 E | 0 | 116.04 | 3.08 | 2 |
| L 4 | 8/28/01 | dzp | 0 | performance | 3 E | 0 | 114.93 | 3.41 | 2 |
| L 4 | 9/21/01 | dzp | 0 | performance | 3 S | 0 | 109.66 | 2.64 | 2 |
| K 3 | 7/26/01 | dzp | baseline | performance | 2 S | 0 | 113.09 | 2.58 | 2 |
| K 3 | 8/9/01 | dzp | baseline | performance | 2 E | 0 | 644.14 | 14.23 | 8 |
| K 3 | 8/16/01 | dzp | baseline | performance | 2 N | 0 | 55.94 | 1.81 | 1 |
| K 3 | 8/23/01 | dzp | baseline | performance | 2 E | 0 | 107.51 | 2.14 | 2 |
| K 3 | 9/6/01 | dzp | baseline | performance | 2 S | 0 | 109.5 | 2.42 | 1 |
| K 3 | 9/20/01 | dzp | baseline | performance | 2 S | 0 | 115.72 | 2.86 | 2 |
| K 3 | 8/10/01 | dzp | 0.3 | performance | 2 S | 0 | 931.75 | 36.92 | 10 |
| K 3 | 8/14/01 | dzp | 0.18 | performance | 2 S | 0 | 799.29 | 20.16 | 10 |
| K 3 | 9/18/01 | dzp | 0.18 | performance | 2 E | 0 | 865.22 | 38.79 | 8 |
| K 3 | 8/28/01 | dzp | 0.1 | performance | 2 W | 0 | 142.73 | 4.67 | 4 |
| K 3 | 9/7/01 | dzp | 0.1 | performance | 2 N | 0 | 60.08 | 1.54 | 1 |
| K 3 | 9/11/01 | dzp | 0.1 | performance | 2 N | 0 | 58.35 | 1.43 | 1 |
| K 3 | 9/25/01 | dzp | 0.1 | performance | 2 W | 0 | 400.25 | 13.9 | 3 |
| K 3 | 8/17/01 | dzp | 0.03 | performance | 2 E | 0 | 160.76 | 3.85 | 2 |
| K 3 | 9/21/01 | dzp | 0.03 | performance | 2 W | 0 | 64.29 | 1.37 | 2 |
| K 3 | 9/4/01 | dzp | 0.01 | performance | 2 E | 0 | 136.8 | 2.58 | 4 |
| K 3 | 7/27/01 | dzp | 0 | performance | 2 S | 0 | 116.11 | 3.02 | 2 |
| K 3 | 8/24/01 | dzp | 0 | performance | 2 S | 0 | 238.2 | 6.37 | 2 |
| K 6 | 7/19/01 | dzp | baseline | performance | 2 E | 0 | 128.12 | 2.8 | 2 |
| K 6 | 7/26/01 | dzp | baseline | performance | 2 S | 0 | 113.98 | 2.86 | 1 |
| K 6 | 8/16/01 | dzp | baseline | performance | 2 N | 0 | 61.26 | 1.65 | 1 |
| K 6 | 8/23/01 | dzp | baseline | performance | 2 E | 0 | 108.34 | 2.86 | 2 |
| K 6 | 9/13/01 | dzp | baseline | performance | 2 W | 0 | 56.58 | 1.43 | 1 |
| K 6 | 9/20/01 | dzp | baseline | performance | 2 S | 0 | 112.47 | 2.58 | 2 |
| K 6 | 7/27/01 | dzp | 0.3 | performance | 2 S | 0 | 321.37 | 15.93 | 10 |
| K 6 | 8/14/01 | dzp | 0.18 | performance | 2 S | 0 | 359.99 | 13.46 | 10 |
| K 6 | 8/28/01 | dzp | 0.18 | performance | 2 W | 0 | 55.98 | 1.87 | 1 |
| K 6 | 9/14/01 | dzp | 0.18 | performance | 2 N | 0 | 72.71 | 2.8 | 6 |
| K 6 | 9/18/01 | dzp | 0.18 | performance | 2 E | 0 | 204.43 | 6.76 | 2 |
| K 6 | 7/24/01 | dzp | 0.1 | performance | 2 N | 0 | 65.29 | 1.87 | 1 |
| K 6 | 8/21/01 | dzp | 0.1 | performance | 2 S | 0 | 232.93 | 6.7 | 7 |
| K 6 | 9/11/01 | dzp | 0.1 | performance | 2 N | 0 | 61.28 | 1.81 | 1 |
| K 6 | 9/21/01 | dzp | 0.1 | performance | 2 W | 0 | 45.52 | 1.26 | 1 |
| K 6 | 9/25/01 | dzp | 0.1 | performance | 2 W | 0 | 992.23 | 35.05 | 12 |
| K 6 | 7/20/01 | dzp | 0.03 | performance | 2 S | 0 | 107.24 | 2.86 | 2 |
| K 6 | 8/17/01 | dzp | 0.03 | performance | 2 E | 0 | 105.13 | 2.47 | 2 |
| K 6 | 9/4/01 | dzp | 0.01 | performance | 2 E | 0 | 97.03 | 2.58 | 0 |
| K 6 | 7/17/01 | dzp | 0 | performance | 2 E | 0 | 119.74 | 3.41 | 2 |
| K 6 | 8/24/01 | dzp | 0 | performance | 2 S | 0 | 116.12 | 2.97 | 2 |
| K 8 | 6/21/01 | dzp | baseline | performance | 2 S | 0 | 109.29 | 2.36 | 3 |
| K 8 | 6/28/01 | dzp | baseline | performance | 2 N | 0 | 63.3 | 1.81 | 1 |
| K 8 | 7/5/01 | dzp | baseline | performance | 2 W | 0 | 44.12 | 1.43 | 0 |
| K 8 | 7/12/01 | dzp | baseline | performance | 2 S | 0 | 100.53 | 2.03 | 2 |
| K 8 | 7/19/01 | dzp | baseline | performance | 2 E | 0 | 115.17 | 2.58 | 1 |
| K 8 | 7/26/01 | dzp | baseline | performance | 2 S | 0 | 107.2 | 2.2 | 2 |
| K 8 | 8/16/01 | dzp | baseline | performance | 2 N | 0 | 62.49 | 1.76 | 1 |
| K 8 | 8/23/01 | dzp | baseline | performance | 2 E | 0 | 130.15 | 2.8 | 2 |
| K 8 | 8/30/01 | dzp | baseline | performance | 2 N | 0 | 60.06 | 1.54 | 1 |
| K 8 | 9/6/01 | dzp | baseline | performance | 2 S | 0 | 111.53 | 2.42 | 2 |
| K 8 | 9/13/01 | dzp | baseline | performance | 2 W | 0 | 76.45 | 1.87 | 1 |
| K 8 | 9/20/01 | dzp | baseline | performance | 2 S | 0 | 101.2 | 2.14 | 1 |

| | | | | | | | | | |
|-----|----------|-----|----------|-------------|-----|---|---------|-------|----|
| K 8 | 6/29/01 | dzp | 0.3 | performance | 2 E | 0 | 212.36 | 10.22 | 6 |
| K 8 | 7/17/01 | dzp | 0.3 | performance | 2 E | 0 | 109.16 | 2.97 | 2 |
| K 8 | 7/20/01 | dzp | 0.18 | performance | 2 S | 0 | 107.64 | 2.42 | 1 |
| K 8 | 8/14/01 | dzp | 0.18 | performance | 2 S | 0 | 1223.37 | 58.68 | 27 |
| K 8 | 9/14/01 | dzp | 0.18 | performance | 2 N | 0 | 70.85 | 1.81 | 3 |
| K 8 | 7/10/01 | dzp | 0.1 | performance | 2 N | 0 | 44.55 | 1.21 | 1 |
| K 8 | 7/24/01 | dzp | 0.1 | performance | 2 N | 0 | 61.84 | 1.65 | 1 |
| K 8 | 8/21/01 | dzp | 0.1 | performance | 2 S | 0 | 1507.69 | 59.34 | 17 |
| K 8 | 9/7/01 | dzp | 0.1 | performance | 2 N | 0 | 50.6 | 0.87 | 0 |
| K 8 | 9/11/01 | dzp | 0.1 | performance | 2 N | 0 | 56.14 | 1.37 | 1 |
| K 8 | 7/13/01 | dzp | 0.03 | performance | 2 S | 0 | 101.04 | 2.2 | 1 |
| K 8 | 7/27/01 | dzp | 0.03 | performance | 2 S | 0 | 96.91 | 2.09 | 1 |
| K 8 | 8/17/01 | dzp | 0.03 | performance | 2 E | 0 | 125.24 | 2.75 | 2 |
| K 8 | 9/21/01 | dzp | 0.03 | performance | 2 W | 0 | 61.81 | 1.48 | 2 |
| K 8 | 8/28/01 | dzp | 0.01 | performance | 2 W | 0 | 49.72 | 1.65 | 1 |
| K 8 | 9/4/01 | dzp | 0.01 | performance | 2 E | 0 | 111.41 | 2.42 | 2 |
| K 8 | 6/22/01 | dzp | 0 | performance | 2 E | 0 | 134.18 | 2.69 | 2 |
| K 8 | 7/3/01 | dzp | 0 | performance | 2 W | 0 | 55.3 | 2.53 | 2 |
| K 8 | 8/24/01 | dzp | 0 | performance | 2 S | 0 | 115.26 | 2.42 | 1 |
| K 8 | 9/18/01 | dzp | 0 | performance | 2 E | 0 | 114.94 | 2.42 | 2 |
| K 8 | 6/26/01 | dzp | 0.18 | performance | 2 S | 0 | 138.28 | 3.02 | 4 |
| L 4 | 7/19/01 | dzp | baseline | performance | 2 E | 0 | 103.44 | 2.53 | 2 |
| L 4 | 7/26/01 | dzp | baseline | performance | 2 S | 0 | 108.77 | 2.75 | 2 |
| L 4 | 8/9/01 | dzp | baseline | performance | 2 E | 0 | 130.55 | 2.91 | 2 |
| L 4 | 8/16/01 | dzp | baseline | performance | 2 N | 0 | 63.73 | 1.92 | 1 |
| L 4 | 8/23/01 | dzp | baseline | performance | 2 E | 0 | 256.51 | 8.19 | 2 |
| L 4 | 9/6/01 | dzp | baseline | performance | 2 S | 0 | 103.91 | 2.75 | 4 |
| L 4 | 9/13/01 | dzp | baseline | performance | 2 W | 0 | 49.85 | 1.43 | 1 |
| L 4 | 9/20/01 | dzp | baseline | performance | 2 S | 0 | 107.3 | 3.02 | 4 |
| L 4 | 9/27/01 | dzp | baseline | performance | 2 N | 0 | 56.71 | 2.09 | 1 |
| L 4 | 10/4/01 | dzp | baseline | performance | 2 N | 0 | 134.51 | 2.97 | 1 |
| L 4 | 10/11/01 | dzp | baseline | performance | 2 E | 0 | 126.48 | 3.52 | 2 |
| L 4 | 8/10/01 | dzp | 0.3 | performance | 2 S | 0 | | | |
| L 4 | 8/14/01 | dzp | 0.18 | performance | 2 S | 0 | 1093.17 | 59.95 | 8 |
| L 4 | 8/24/01 | dzp | 0.18 | performance | 2 S | 0 | 621.27 | 29.73 | 4 |
| L 4 | 9/18/01 | dzp | 0.18 | performance | 2 E | 0 | 1414.56 | 59.95 | 26 |
| L 4 | 7/24/01 | dzp | 0.1 | performance | 2 N | 0 | 76.19 | 2.36 | 1 |
| L 4 | 8/21/01 | dzp | 0.1 | performance | 2 S | 0 | 1414.92 | 59.29 | 15 |
| L 4 | 9/7/01 | dzp | 0.1 | performance | 2 N | 0 | 87.32 | 1.78 | 2 |
| L 4 | 9/11/01 | dzp | 0.1 | performance | 2 N | 0 | 420.88 | 2.64 | 0 |
| L 4 | 9/25/01 | dzp | 0.1 | performance | 2 W | 0 | 1077.12 | 59.95 | 9 |
| L 4 | 7/27/01 | dzp | 0.03 | performance | 2 S | 0 | 132.07 | 3.08 | 2 |
| L 4 | 8/17/01 | dzp | 0.03 | performance | 2 E | 0 | 123.07 | 2.86 | 2 |
| L 4 | 9/14/01 | dzp | 0.03 | performance | 2 N | 0 | 75.07 | 2.25 | 1 |
| L 4 | 9/4/01 | dzp | 0.01 | performance | 2 E | 0 | 124.74 | 3.35 | 2 |
| L 4 | 9/28/01 | dzp | 0.01 | performance | 2 W | 0 | 47.79 | 1.32 | 0 |
| L 4 | 10/5/01 | dzp | 0.01 | performance | 2 S | 0 | 106.2 | 2.42 | 2 |
| L 4 | 7/20/01 | dzp | 0 | performance | 2 S | 0 | 112.32 | 2.97 | 2 |
| L 4 | 8/28/01 | dzp | 0 | performance | 2 W | 0 | 39.69 | 1.59 | 0 |
| L 4 | 9/21/01 | dzp | 0 | performance | 2 W | 0 | 76.08 | 1.76 | 0 |
| K 3 | 7/26/01 | dzp | baseline | performance | 1 W | 0 | 45.33 | 1.15 | 2 |
| K 3 | 8/9/01 | dzp | baseline | performance | 1 N | 0 | 52.58 | 1.37 | 1 |
| K 3 | 8/16/01 | dzp | baseline | performance | 1 E | 0 | 196.03 | 5.38 | 2 |
| K 3 | 8/23/01 | dzp | baseline | performance | 1 S | 0 | 211.87 | 5.22 | 2 |
| K 3 | 9/6/01 | dzp | baseline | performance | 1 E | 0 | 133.34 | 2.36 | 2 |
| K 3 | 9/20/01 | dzp | baseline | performance | 1 E | 0 | 94.16 | 2.03 | 2 |
| K 3 | 8/10/01 | dzp | 0.3 | performance | 1 N | 0 | 1857.9 | 59.95 | 10 |

| | | | | | | | | | |
|-----|---------|-----|----------|-------------|-----|---|---------|-------|----|
| K 3 | 8/14/01 | dzp | 0.18 | performance | 1 E | 0 | 329.22 | 8.3 | 4 |
| K 3 | 9/18/01 | dzp | 0.18 | performance | 1 N | 0 | 165.36 | 5.6 | 3 |
| K 3 | 8/28/01 | dzp | 0.1 | performance | 1 N | 0 | 59.63 | 1.76 | 1 |
| K 3 | 9/7/01 | dzp | 0.1 | performance | 1 E | 0 | 124.67 | 2.2 | 2 |
| K 3 | 9/11/01 | dzp | 0.1 | performance | 1 E | 0 | 118.16 | 2.09 | 2 |
| K 3 | 9/25/01 | dzp | 0.1 | performance | 1 S | 0 | 272.13 | 8.46 | 4 |
| K 3 | 8/17/01 | dzp | 0.03 | performance | 1 N | 0 | 90.6 | 2.47 | 1 |
| K 3 | 9/21/01 | dzp | 0.03 | performance | 1 N | 0 | 60.48 | 0.55 | 0 |
| K 3 | 9/4/01 | dzp | 0.01 | performance | 1 S | 0 | 93.2 | 1.98 | 2 |
| K 3 | 7/27/01 | dzp | 0 | performance | 1 W | 0 | 52.94 | 1.37 | 2 |
| K 3 | 8/24/01 | dzp | 0 | performance | 1 E | 0 | 107.76 | 2.36 | 2 |
| K 6 | 7/19/01 | dzp | baseline | performance | 1 N | 0 | 59.3 | 1.92 | 1 |
| K 6 | 7/26/01 | dzp | baseline | performance | 1 W | 0 | 36.91 | 0.88 | 0 |
| K 6 | 8/16/01 | dzp | baseline | performance | 1 E | 0 | 126.5 | 2.8 | 2 |
| K 6 | 8/23/01 | dzp | baseline | performance | 1 S | 0 | 102.23 | 2.2 | 2 |
| K 6 | 9/13/01 | dzp | baseline | performance | 1 S | 0 | 110.99 | 2.53 | 1 |
| K 6 | 9/20/01 | dzp | baseline | performance | 1 E | 0 | 157.5 | 3.52 | 2 |
| K 6 | 7/27/01 | dzp | 0.3 | performance | 1 W | 0 | 570.73 | 27.2 | 6 |
| K 6 | 8/14/01 | dzp | 0.18 | performance | 1 E | 0 | 494.54 | 17.58 | 8 |
| K 6 | 8/28/01 | dzp | 0.18 | performance | 1 N | 0 | 91.13 | 2.69 | 0 |
| K 6 | 9/14/01 | dzp | 0.18 | performance | 1 W | 0 | 197.19 | 6.59 | 4 |
| K 6 | 9/18/01 | dzp | 0.18 | performance | 1 N | 0 | 209.31 | 6.92 | 1 |
| K 6 | 7/24/01 | dzp | 0.1 | performance | 1 W | 0 | 49.51 | 1.21 | 1 |
| K 6 | 8/21/01 | dzp | 0.1 | performance | 1 E | 0 | 770.85 | 20.44 | 12 |
| K 6 | 9/11/01 | dzp | 0.1 | performance | 1 E | 0 | 191.45 | 4.18 | 4 |
| K 6 | 9/21/01 | dzp | 0.1 | performance | 1 N | 0 | 53.98 | 1.48 | 3 |
| K 6 | 9/25/01 | dzp | 0.1 | performance | 1 S | 0 | 296.35 | 10.66 | 2 |
| K 6 | 7/20/01 | dzp | 0.03 | performance | 1 W | 0 | 56.5 | 1.43 | 0 |
| K 6 | 8/17/01 | dzp | 0.03 | performance | 1 N | 0 | 53.92 | 1.59 | 1 |
| K 6 | 9/4/01 | dzp | 0.01 | performance | 1 S | 0 | 95.8 | 2.09 | 2 |
| K 6 | 7/17/01 | dzp | 0 | performance | 1 S | 0 | 94.02 | 1.87 | 2 |
| K 6 | 8/24/01 | dzp | 0 | performance | 1 E | 0 | 105.73 | 2.64 | 2 |
| K 8 | 6/21/01 | dzp | baseline | performance | 1 W | 0 | 34.15 | 1.04 | 0 |
| K 8 | 6/28/01 | dzp | baseline | performance | 1 W | 0 | 51.84 | 1.65 | 0 |
| K 8 | 7/5/01 | dzp | baseline | performance | 1 S | 0 | 113.65 | 2.42 | 4 |
| K 8 | 7/12/01 | dzp | baseline | performance | 1 W | 0 | 44.27 | 1.1 | 0 |
| K 8 | 7/19/01 | dzp | baseline | performance | 1 N | 0 | 55.65 | 1.65 | 1 |
| K 8 | 7/26/01 | dzp | baseline | performance | 1 W | 0 | 39.73 | 0.93 | 0 |
| K 8 | 8/16/01 | dzp | baseline | performance | 1 E | 0 | 118.63 | 3.74 | 2 |
| K 8 | 8/23/01 | dzp | baseline | performance | 1 S | 0 | 102.39 | 2.09 | 3 |
| K 8 | 8/30/01 | dzp | baseline | performance | 1 E | 0 | 113.75 | 2.69 | 2 |
| K 8 | 9/6/01 | dzp | baseline | performance | 1 E | 0 | 121.53 | 2.47 | 2 |
| K 8 | 9/13/01 | dzp | baseline | performance | 1 S | 0 | 100.35 | 1.98 | 1 |
| K 8 | 9/20/01 | dzp | baseline | performance | 1 E | 0 | 102.7 | 2.36 | 2 |
| K 8 | 6/29/01 | dzp | 0.3 | performance | 1 S | 0 | 116.77 | 5.77 | 2 |
| K 8 | 7/17/01 | dzp | 0.3 | performance | 1 S | 0 | 99.49 | 2.47 | 1 |
| K 8 | 7/20/01 | dzp | 0.18 | performance | 1 W | 0 | 44.99 | 1.37 | 0 |
| K 8 | 8/14/01 | dzp | 0.18 | performance | 1 E | 0 | 1645.36 | 53.79 | 16 |
| K 8 | 9/14/01 | dzp | 0.18 | performance | 1 W | 0 | 468.89 | 16.21 | 3 |
| K 8 | 7/10/01 | dzp | 0.1 | performance | 1 W | 0 | 36.63 | 0.82 | 0 |
| K 8 | 7/24/01 | dzp | 0.1 | performance | 1 W | 0 | 115.19 | 3.96 | 1 |
| K 8 | 8/21/01 | dzp | 0.1 | performance | 1 E | 0 | 740.39 | 29.4 | 6 |
| K 8 | 9/7/01 | dzp | 0.1 | performance | 1 E | 0 | 128.01 | 2.58 | 2 |
| K 8 | 9/11/01 | dzp | 0.1 | performance | 1 E | 0 | 126.08 | 2.86 | 2 |
| K 8 | 7/13/01 | dzp | 0.03 | performance | 1 W | 0 | 36.89 | 1.21 | 0 |
| K 8 | 7/27/01 | dzp | 0.03 | performance | 1 W | 0 | 120.53 | 4.67 | 2 |
| K 8 | 8/17/01 | dzp | 0.03 | performance | 1 N | 0 | 99.1 | 2.25 | 1 |

| | | | | | | | | | |
|-----|----------|-----|----------|-------------|-----|----|---------|-------|----|
| K 8 | 9/21/01 | dzp | 0.03 | performance | 1 N | 0 | 61.93 | 1.76 | 1 |
| K 8 | 8/28/01 | dzp | 0.01 | performance | 1 N | 0 | 38.24 | 1.1 | 1 |
| K 8 | 9/4/01 | dzp | 0.01 | performance | 1 S | 0 | 59.72 | 1.98 | 0 |
| K 8 | 6/22/01 | dzp | 0 | performance | 1 S | 0 | 106.17 | 1.98 | 4 |
| K 8 | 7/3/01 | dzp | 0 | performance | 1 S | 0 | 114.22 | 2.31 | 4 |
| K 8 | 8/24/01 | dzp | 0 | performance | 1 E | 0 | 120.85 | 2.31 | 2 |
| K 8 | 9/18/01 | dzp | 0 | performance | 1 N | 0 | 64.05 | 1.48 | 1 |
| K 8 | 6/26/01 | dzp | 0.18 | performance | 1 W | 0 | 47.38 | 1.48 | 1 |
| L 4 | 7/19/01 | dzp | baseline | performance | 1 N | 0 | 73.8 | 2.09 | 1 |
| L 4 | 7/26/01 | dzp | baseline | performance | 1 W | 0 | 28.93 | 0.88 | 0 |
| L 4 | 8/9/01 | dzp | baseline | performance | 1 N | 0 | 67.51 | 2.14 | 1 |
| L 4 | 8/16/01 | dzp | baseline | performance | 1 E | 0 | 119.52 | 2.97 | 2 |
| L 4 | 8/23/01 | dzp | baseline | performance | 1 S | 0 | 107.1 | 2.53 | 2 |
| L 4 | 9/6/01 | dzp | baseline | performance | 1 E | 0 | 131.52 | 3.02 | 4 |
| L 4 | 9/13/01 | dzp | baseline | performance | 1 S | 0 | 107.71 | 2.75 | 2 |
| L 4 | 9/20/01 | dzp | baseline | performance | 1 E | 0 | 107.33 | 2.69 | 2 |
| L 4 | 9/27/01 | dzp | baseline | performance | 1 W | 0 | 49.93 | 1.37 | 0 |
| L 4 | 10/4/01 | dzp | baseline | performance | 1 W | 0 | 58.93 | 1.48 | 0 |
| L 4 | 10/11/01 | dzp | baseline | performance | 1 N | 0 | 114.77 | 2.91 | 2 |
| L 4 | 8/10/01 | dzp | 0.3 | performance | 1 N | 0 | | | |
| L 4 | 8/14/01 | dzp | 0.18 | performance | 1 E | 0 | 1110.16 | 59.86 | 4 |
| L 4 | 8/24/01 | dzp | 0.18 | performance | 1 E | 0 | 1217.15 | 59.89 | 7 |
| L 4 | 9/18/01 | dzp | 0.18 | performance | 1 N | 0 | 1335.32 | 59.95 | 10 |
| L 4 | 7/24/01 | dzp | 0.1 | performance | 1 W | 0 | 29.47 | 0.77 | 0 |
| L 4 | 8/21/01 | dzp | 0.1 | performance | 1 E | 0 | 1316.36 | 59.89 | 8 |
| L 4 | 9/7/01 | dzp | 0.1 | performance | 1 E | 0 | 820.16 | 20.66 | 10 |
| L 4 | 9/11/01 | dzp | 0.1 | performance | 1 E | 0 | 136.45 | 3.46 | 2 |
| L 4 | 9/25/01 | dzp | 0.1 | performance | 1 S | 0 | 215.82 | 10 | 4 |
| L 4 | 7/27/01 | dzp | 0.03 | performance | 1 W | 0 | 36.71 | 1.15 | 0 |
| L 4 | 8/17/01 | dzp | 0.03 | performance | 1 N | 0 | 71.69 | 2.14 | 1 |
| L 4 | 9/14/01 | dzp | 0.03 | performance | 1 W | 0 | 52.1 | 1.43 | 0 |
| L 4 | 9/4/01 | dzp | 0.01 | performance | 1 S | 0 | 98.17 | 2.36 | 4 |
| L 4 | 9/28/01 | dzp | 0.01 | performance | 1 S | 0 | 112.55 | 2.86 | 2 |
| L 4 | 10/5/01 | dzp | 0.01 | performance | 1 W | 0 | 59.85 | 1.43 | 1 |
| L 4 | 7/20/01 | dzp | 0 | performance | 1 W | 0 | 41.1 | 1.21 | 1 |
| L 4 | 8/28/01 | dzp | 0 | performance | 1 N | 0 | 42.43 | 1.37 | 1 |
| L 4 | 9/21/01 | dzp | 0 | performance | 1 N | 0 | 69.33 | 2.25 | 1 |
| K 3 | 7/26/01 | dzp | baseline | acquisition | 6 N | 3 | 144.14 | 3.79 | 2 |
| K 3 | 8/9/01 | dzp | baseline | acquisition | 6 E | 2 | 365.85 | 9.29 | 4 |
| K 3 | 8/16/01 | dzp | baseline | acquisition | 6 E | 9 | 25.24 | 1.32 | 0 |
| K 3 | 8/23/01 | dzp | baseline | acquisition | 6 W | 8 | 315.24 | 7.36 | 4 |
| K 3 | 9/6/01 | dzp | baseline | acquisition | 6 N | 1 | 80.75 | 2.25 | 1 |
| K 3 | 9/20/01 | dzp | baseline | acquisition | 6 N | 4 | 119.89 | 2.97 | 1 |
| K 3 | 8/10/01 | dzp | 0.3 | acquisition | 6 E | 10 | 78.9 | 2.53 | 1 |
| K 3 | 8/14/01 | dzp | 0.18 | acquisition | 6 N | 5 | 1041.76 | 27.69 | 16 |
| K 3 | 9/18/01 | dzp | 0.18 | acquisition | 6 S | 7 | 1747.59 | 59.95 | 16 |
| K 3 | 8/28/01 | dzp | 0.1 | acquisition | 6 E | 10 | 2181.4 | 59.51 | 22 |
| K 3 | 9/7/01 | dzp | 0.1 | acquisition | 6 S | 11 | 136.31 | 2.97 | 1 |
| K 3 | 9/11/01 | dzp | 0.1 | acquisition | 6 S | 2 | 162.57 | 4.01 | 2 |
| K 3 | 9/25/01 | dzp | 0.1 | acquisition | 6 W | 11 | 558.73 | 17.31 | 12 |
| K 3 | 8/17/01 | dzp | 0.03 | acquisition | 6 W | 11 | 234.03 | 4.95 | 3 |
| K 3 | 9/21/01 | dzp | 0.03 | acquisition | 6 S | 2 | 153.28 | 3.9 | 2 |
| K 3 | 9/4/01 | dzp | 0.01 | acquisition | 6 S | 10 | 92.28 | 1.87 | 1 |
| K 3 | 7/27/01 | dzp | 0 | acquisition | 6 N | 4 | 265.54 | 6.37 | 9 |
| K 3 | 8/24/01 | dzp | 0 | acquisition | 6 E | 2 | 247.33 | 6.65 | 4 |
| K 6 | 7/19/01 | dzp | baseline | acquisition | 6 W | 10 | 96.11 | 2.58 | 2 |
| K 6 | 7/26/01 | dzp | baseline | acquisition | 6 N | 3 | 192.54 | 5.16 | 8 |

| | | | | | | | |
|-----|-------------|----------------------|-----|----|---------|-------|----|
| K 6 | 8/16/01 dzp | baseline acquisition | 6 E | 9 | 19.98 | 0.88 | 0 |
| K 6 | 8/23/01 dzp | baseline acquisition | 6 W | 8 | 202.11 | 5.16 | 3 |
| K 6 | 9/13/01 dzp | baseline acquisition | 6 W | 3 | 276.09 | 7.3 | 5 |
| K 6 | 9/20/01 dzp | baseline acquisition | 6 N | 4 | 105.06 | 2.86 | 3 |
| K 6 | 7/27/01 dzp | 0.3 acquisition | 6 N | 4 | 528.88 | 22.42 | 6 |
| K 6 | 8/14/01 dzp | 0.18 acquisition | 6 N | 5 | 1588.6 | 59.95 | 18 |
| K 6 | 8/28/01 dzp | 0.18 acquisition | 6 E | 10 | 283.09 | 9.51 | 3 |
| K 6 | 9/14/01 dzp | 0.18 acquisition | 6 E | 1 | 347.42 | 10.99 | 5 |
| K 6 | 9/18/01 dzp | 0.18 acquisition | 6 S | 7 | 1737.31 | 59.95 | 23 |
| K 6 | 7/24/01 dzp | 0.1 acquisition | 6 S | 1 | 115.15 | 3.13 | 2 |
| K 6 | 8/21/01 dzp | 0.1 acquisition | 6 E | 1 | 280.36 | 10.93 | 4 |
| K 6 | 9/11/01 dzp | 0.1 acquisition | 6 S | 2 | 426.38 | 10.38 | 5 |
| K 6 | 9/21/01 dzp | 0.1 acquisition | 6 S | 2 | 283.01 | 7.31 | 3 |
| K 6 | 9/25/01 dzp | 0.1 acquisition | 6 W | 11 | 1861.11 | 59.95 | 19 |
| K 6 | 7/20/01 dzp | 0.03 acquisition | 6 N | 3 | 107.6 | 2.8 | 4 |
| K 6 | 8/17/01 dzp | 0.03 acquisition | 6 W | 11 | 120.47 | 3.19 | 2 |
| K 6 | 9/4/01 dzp | 0.01 acquisition | 6 S | 10 | 330.18 | 10.82 | 6 |
| K 6 | 7/17/01 dzp | 0 acquisition | 6 S | 11 | 172.28 | 4.51 | 2 |
| K 6 | 8/24/01 dzp | 0 acquisition | 6 E | 2 | 189.12 | 4.95 | 4 |
| K 8 | 6/21/01 dzp | baseline acquisition | 6 N | 5 | 126.12 | 3.02 | 1 |
| K 8 | 6/28/01 dzp | baseline acquisition | 6 S | 1 | 118.51 | 4.29 | 0 |
| K 8 | 7/5/01 dzp | baseline acquisition | 6 N | 3 | 149.92 | 4.67 | 4 |
| K 8 | 7/12/01 dzp | baseline acquisition | 6 W | 6 | 106.47 | 3.24 | 2 |
| K 8 | 7/19/01 dzp | baseline acquisition | 6 W | 10 | 164.17 | 4.73 | 4 |
| K 8 | 7/26/01 dzp | baseline acquisition | 6 N | 3 | 87.64 | 2.03 | 1 |
| K 8 | 8/16/01 dzp | baseline acquisition | 6 E | 9 | 298.07 | 9.56 | 2 |
| K 8 | 8/23/01 dzp | baseline acquisition | 6 W | 8 | 179.89 | 3.35 | 2 |
| K 8 | 8/30/01 dzp | baseline acquisition | 6 S | 5 | 188.05 | 6.21 | 1 |
| K 8 | 9/6/01 dzp | baseline acquisition | 6 N | 1 | 189.43 | 5.82 | 2 |
| K 8 | 9/13/01 dzp | baseline acquisition | 6 W | 3 | 206.54 | 5.55 | 4 |
| K 8 | 9/20/01 dzp | baseline acquisition | 6 N | 4 | 130.14 | 3.3 | 8 |
| K 8 | 6/29/01 dzp | 0.3 acquisition | 6 W | 6 | 1064.36 | 46.21 | 10 |
| K 8 | 7/17/01 dzp | 0.3 acquisition | 6 S | 11 | 208.27 | 7.86 | 3 |
| K 8 | 7/20/01 dzp | 0.18 acquisition | 6 N | 3 | 561 | 18.63 | 8 |
| K 8 | 8/14/01 dzp | 0.18 acquisition | 6 N | 5 | 521.76 | 20.82 | 2 |
| K 8 | 9/14/01 dzp | 0.18 acquisition | 6 E | 1 | 131.87 | 4.23 | 2 |
| K 8 | 7/10/01 dzp | 0.1 acquisition | 6 W | 10 | 104.71 | 2.69 | 1 |
| K 8 | 7/24/01 dzp | 0.1 acquisition | 6 S | 1 | 91.89 | 2.36 | 2 |
| K 8 | 8/21/01 dzp | 0.1 acquisition | 6 E | 1 | 963.39 | 26.81 | 6 |
| K 8 | 9/7/01 dzp | 0.1 acquisition | 6 S | 11 | 142.49 | 6.08 | 11 |
| K 8 | 9/11/01 dzp | 0.1 acquisition | 6 S | 2 | 553.48 | 14.12 | 8 |
| K 8 | 7/13/01 dzp | 0.03 acquisition | 6 N | 4 | 131.67 | 2.86 | 2 |
| K 8 | 7/27/01 dzp | 0.03 acquisition | 6 N | 4 | 104.21 | 2.86 | 1 |
| K 8 | 8/17/01 dzp | 0.03 acquisition | 6 W | 11 | 264.71 | 6.26 | 3 |
| K 8 | 9/21/01 dzp | 0.03 acquisition | 6 S | 2 | 150.38 | 4.07 | 3 |
| K 8 | 8/28/01 dzp | 0.01 acquisition | 6 E | 10 | 178.52 | 4.95 | 5 |
| K 8 | 9/4/01 dzp | 0.01 acquisition | 6 S | 10 | 100.2 | 2.25 | 1 |
| K 8 | 6/22/01 dzp | 0 acquisition | 6 W | 6 | 107.17 | 2.8 | 1 |
| K 8 | 7/3/01 dzp | 0 acquisition | 6 E | 4 | 97.07 | 2.47 | 0 |
| K 8 | 8/24/01 dzp | 0 acquisition | 6 E | 2 | 151.72 | 3.57 | 2 |
| K 8 | 9/18/01 dzp | 0 acquisition | 6 S | 7 | 90.73 | 2.03 | 2 |
| K 8 | 6/26/01 dzp | 0.18 acquisition | 6 N | 3 | 181.36 | 5.6 | 4 |
| L 4 | 7/19/01 dzp | baseline acquisition | 6 W | 10 | 150.02 | 4.45 | 3 |
| L 4 | 7/26/01 dzp | baseline acquisition | 6 N | 3 | 113.33 | 3.19 | 1 |
| L 4 | 8/9/01 dzp | baseline acquisition | 6 E | 2 | 168.82 | 5.22 | 1 |
| L 4 | 8/16/01 dzp | baseline acquisition | 6 E | 9 | 225.13 | 8.02 | 2 |
| L 4 | 8/23/01 dzp | baseline acquisition | 6 W | 8 | 176.35 | 4.4 | 2 |

| | | | | | | | |
|-----|--------------|----------------------|-----|----|---------|-------|----|
| L 4 | 9/6/01 dzp | baseline acquisition | 6 N | 9 | 90.25 | 2.97 | 1 |
| L 4 | 9/13/01 dzp | baseline acquisition | 6 W | 3 | 59.43 | 2.14 | 2 |
| L 4 | 9/20/01 dzp | baseline acquisition | 6 N | 4 | 111.94 | 4.29 | 2 |
| L 4 | 9/27/01 dzp | baseline acquisition | 6 W | 6 | 176061 | 5.55 | 3 |
| L 4 | 10/4/01 dzp | baseline acquisition | 6 E | 11 | 108.93 | 3.9 | 1 |
| L 4 | 10/11/01 dzp | baseline acquisition | 6 N | 10 | 200.22 | 6.48 | 8 |
| L 4 | 8/10/01 dzp | 0.3 acquisition | 6 E | 10 | | | |
| L 4 | 8/14/01 dzp | 0.18 acquisition | 6 N | 5 | 280.71 | 11.26 | 8 |
| L 4 | 8/24/01 dzp | 0.18 acquisition | 6 E | 2 | 273.61 | 6.43 | 4 |
| L 4 | 9/18/01 dzp | 0.18 acquisition | 6 S | 7 | 149.15 | 5.27 | 1 |
| L 4 | 7/24/01 dzp | 0.1 acquisition | 6 S | 1 | 85.95 | 3.41 | 4 |
| L 4 | 8/21/01 dzp | 0.1 acquisition | 6 E | 1 | 301.11 | 10.66 | 3 |
| L 4 | 9/7/01 dzp | 0.1 acquisition | 6 S | 11 | 151.42 | 4.73 | 2 |
| L 4 | 9/11/01 dzp | 0.1 acquisition | 6 S | 2 | 117.61 | 3.52 | 1 |
| L 4 | 9/25/01 dzp | 0.1 acquisition | 6 W | 11 | 1571.87 | 59.95 | 18 |
| L 4 | 7/27/01 dzp | 0.03 acquisition | 6 N | 4 | 132.7 | 4.18 | 2 |
| L 4 | 8/17/01 dzp | 0.03 acquisition | 6 W | 11 | 117.62 | 3.08 | 2 |
| L 4 | 9/14/01 dzp | 0.03 acquisition | 6 E | 1 | 218.48 | 7.03 | 3 |
| L 4 | 9/4/01 dzp | 0.01 acquisition | 6 S | 10 | 122 | 3.13 | 5 |
| L 4 | 9/28/01 dzp | 0.01 acquisition | 6 E | 10 | 153.54 | 5.44 | 1 |
| L 4 | 10/5/01 dzp | 0.01 acquisition | 6 E | 1 | 106.36 | 2.86 | 2 |
| L 4 | 7/20/01 dzp | 0 acquisition | 6 N | 3 | 108.38 | 3.74 | 2 |
| L 4 | 8/28/01 dzp | 0 acquisition | 6 E | 10 | 533.55 | 15.22 | 5 |
| L 4 | 9/21/01 dzp | 0 acquisition | 6 S | 2 | 113.78 | 2.69 | 3 |
| K 3 | 7/26/01 dzp | baseline acquisition | 5 E | 3 | 357.44 | 8.63 | 3 |
| K 3 | 8/9/01 dzp | baseline acquisition | 5 N | 2 | 355.44 | 8.46 | 7 |
| K 3 | 8/16/01 dzp | baseline acquisition | 5 W | 9 | 163.55 | 4.45 | 4 |
| K 3 | 8/23/01 dzp | baseline acquisition | 5 S | 8 | 83.23 | 1.7 | 0 |
| K 3 | 9/6/01 dzp | baseline acquisition | 5 W | 1 | 143.57 | 3.52 | 3 |
| K 3 | 9/20/01 dzp | baseline acquisition | 5 W | 4 | 179.2 | 5.44 | 0 |
| K 3 | 8/10/01 dzp | 0.3 acquisition | 5 W | 10 | 1771.93 | 59.4 | 19 |
| K 3 | 8/14/01 dzp | 0.18 acquisition | 5 E | 5 | 945.28 | 24.45 | 19 |
| K 3 | 9/18/01 dzp | 0.18 acquisition | 5 W | 7 | 1592.92 | 59.95 | 12 |
| K 3 | 8/28/01 dzp | 0.1 acquisition | 5 S | 10 | 2090.09 | 59.56 | 22 |
| K 3 | 9/7/01 dzp | 0.1 acquisition | 5 W | 11 | 247.61 | 6.32 | 5 |
| K 3 | 9/11/01 dzp | 0.1 acquisition | 5 W | 2 | 217.4 | 5.44 | 7 |
| K 3 | 9/25/01 dzp | 0.1 acquisition | 5 N | 11 | 1848.59 | 59.95 | 23 |
| K 3 | 8/17/01 dzp | 0.03 acquisition | 5 S | 11 | 163.39 | 3.68 | 1 |
| K 3 | 9/21/01 dzp | 0.03 acquisition | 5 N | 2 | 212.93 | 4.62 | 3 |
| K 3 | 9/4/01 dzp | 0.01 acquisition | 5 W | 10 | 218.11 | 5.22 | 3 |
| K 3 | 7/27/01 dzp | 0 acquisition | 5 E | 4 | 259.7 | 6.26 | 7 |
| K 3 | 8/24/01 dzp | 0 acquisition | 5 N | 2 | 149.15 | 4.07 | 2 |
| K 6 | 7/19/01 dzp | baseline acquisition | 5 S | 10 | 303.85 | 9.29 | 6 |
| K 6 | 7/26/01 dzp | baseline acquisition | 5 E | 3 | 331.4 | 9.89 | 3 |
| K 6 | 8/16/01 dzp | baseline acquisition | 5 W | 9 | 168.83 | 3.46 | 1 |
| K 6 | 8/23/01 dzp | baseline acquisition | 5 S | 8 | 265.16 | 7.69 | 4 |
| K 6 | 9/13/01 dzp | baseline acquisition | 5 S | 3 | 89.52 | 2.58 | 3 |
| K 6 | 9/20/01 dzp | baseline acquisition | 5 W | 4 | 92.64 | 2.69 | 1 |
| K 6 | 7/27/01 dzp | 0.3 acquisition | 5 E | 4 | 1512.23 | 59.29 | 20 |
| K 6 | 8/14/01 dzp | 0.18 acquisition | 5 E | 5 | 398.85 | 13.96 | 3 |
| K 6 | 8/28/01 dzp | 0.18 acquisition | 5 S | 10 | 488.1 | 15.82 | 9 |
| K 6 | 9/14/01 dzp | 0.18 acquisition | 5 S | 1 | 919.03 | 31.1 | 11 |
| K 6 | 9/18/01 dzp | 0.18 acquisition | 5 W | 7 | 1781.6 | 59.95 | 23 |
| K 6 | 7/24/01 dzp | 0.1 acquisition | 5 E | 1 | 259.94 | 6.87 | 2 |
| K 6 | 8/21/01 dzp | 0.1 acquisition | 5 S | 1 | 86.1 | 2.47 | 2 |
| K 6 | 9/11/01 dzp | 0.1 acquisition | 5 W | 2 | 408.68 | 10.11 | 5 |
| K 6 | 9/21/01 dzp | 0.1 acquisition | 5 N | 2 | 171.23 | 4.4 | 4 |

| | | | | | | | | | |
|-----|----------|-----|----------|-------------|-----|----|---------|-------|----|
| K 6 | 9/25/01 | dzp | 0.1 | acquisition | 5 N | 11 | 1836.75 | 59.95 | 25 |
| K 6 | 7/20/01 | dzp | 0.03 | acquisition | 5 E | 3 | 160.51 | 3.35 | 1 |
| K 6 | 8/17/01 | dzp | 0.03 | acquisition | 5 S | 11 | 245.02 | 5.6 | 3 |
| K 6 | 9/4/01 | dzp | 0.01 | acquisition | 5 W | 10 | 90.59 | 2.31 | 2 |
| K 6 | 7/17/01 | dzp | 0 | acquisition | 5 W | 11 | 110.27 | 2.8 | 2 |
| K 6 | 8/24/01 | dzp | 0 | acquisition | 5 N | 2 | 375.3 | 12.8 | 5 |
| K 8 | 6/21/01 | dzp | baseline | acquisition | 5 E | 5 | 150.6 | 4.12 | 2 |
| K 8 | 6/28/01 | dzp | baseline | acquisition | 5 E | 1 | 422.79 | 13.52 | 6 |
| K 8 | 7/5/01 | dzp | baseline | acquisition | 5 E | 3 | 135 | 2.86 | 1 |
| K 8 | 7/12/01 | dzp | baseline | acquisition | 5 N | 6 | 164 | 3.63 | 5 |
| K 8 | 7/19/01 | dzp | baseline | acquisition | 5 S | 10 | 160.6 | 4.78 | 2 |
| K 8 | 7/26/01 | dzp | baseline | acquisition | 5 E | 3 | 155.38 | 3.68 | 1 |
| K 8 | 8/16/01 | dzp | baseline | acquisition | 5 W | 9 | 161.23 | 3.9 | 1 |
| K 8 | 8/23/01 | dzp | baseline | acquisition | 5 S | 8 | 171.95 | 3.79 | 2 |
| K 8 | 8/30/01 | dzp | baseline | acquisition | 5 W | 5 | 135.75 | 3.41 | 0 |
| K 8 | 9/6/01 | dzp | baseline | acquisition | 5 W | 1 | 79.92 | 1.26 | 1 |
| K 8 | 9/13/01 | dzp | baseline | acquisition | 5 S | 3 | 137.73 | 3.52 | 4 |
| K 8 | 9/20/01 | dzp | baseline | acquisition | 5 W | 4 | 187.92 | 5.71 | 4 |
| K 8 | 6/29/01 | dzp | 0.3 | acquisition | 5 N | 6 | 1176.84 | 59.95 | 14 |
| K 8 | 7/17/01 | dzp | 0.3 | acquisition | 5 W | 11 | 211.05 | 9.34 | 4 |
| K 8 | 7/20/01 | dzp | 0.18 | acquisition | 5 E | 3 | 206.68 | 7.09 | 4 |
| K 8 | 8/14/01 | dzp | 0.18 | acquisition | 5 E | 5 | 776.64 | 34.78 | 9 |
| K 8 | 9/14/01 | dzp | 0.18 | acquisition | 5 S | 1 | 97 | 3.46 | 3 |
| K 8 | 7/10/01 | dzp | 0.1 | acquisition | 5 S | 10 | 159.28 | 5.49 | 3 |
| K 8 | 7/24/01 | dzp | 0.1 | acquisition | 5 E | 1 | 162.01 | 4.62 | 2 |
| K 8 | 8/21/01 | dzp | 0.1 | acquisition | 5 S | 1 | 799.57 | 28.19 | 9 |
| K 8 | 9/7/01 | dzp | 0.1 | acquisition | 5 W | 11 | 152.92 | 3.24 | 3 |
| K 8 | 9/11/01 | dzp | 0.1 | acquisition | 5 W | 2 | 33.99 | 0.93 | 0 |
| K 8 | 7/13/01 | dzp | 0.03 | acquisition | 5 E | 4 | 97.27 | 2.36 | 0 |
| K 8 | 7/27/01 | dzp | 0.03 | acquisition | 5 E | 4 | 90.56 | 2.14 | 0 |
| K 8 | 8/17/01 | dzp | 0.03 | acquisition | 5 S | 11 | 169.01 | 4.73 | 2 |
| K 8 | 9/21/01 | dzp | 0.03 | acquisition | 5 N | 2 | 107.88 | 2.42 | 1 |
| K 8 | 8/28/01 | dzp | 0.01 | acquisition | 5 S | 10 | 110.58 | 3.02 | 3 |
| K 8 | 9/4/01 | dzp | 0.01 | acquisition | 5 W | 10 | 170.63 | 3.41 | 4 |
| K 8 | 6/22/01 | dzp | 0 | acquisition | 5 N | 6 | 135.36 | 2.97 | 2 |
| K 8 | 7/3/01 | dzp | 0 | acquisition | 5 N | 4 | 123.73 | 3.63 | 4 |
| K 8 | 8/24/01 | dzp | 0 | acquisition | 5 N | 2 | 129.03 | 3.57 | 3 |
| K 8 | 9/18/01 | dzp | 0 | acquisition | 5 W | 7 | 149.17 | 3.13 | 2 |
| K 8 | 6/26/01 | dzp | 0.18 | acquisition | 5 E | 3 | 613.09 | 17.69 | 5 |
| L 4 | 7/19/01 | dzp | baseline | acquisition | 5 S | 10 | 152.65 | 5.11 | 3 |
| L 4 | 7/26/01 | dzp | baseline | acquisition | 5 E | 3 | 165.85 | 4.18 | 1 |
| L 4 | 8/9/01 | dzp | baseline | acquisition | 5 N | 2 | 125.5 | 4.67 | 1 |
| L 4 | 8/16/01 | dzp | baseline | acquisition | 5 W | 9 | 167.88 | 4.89 | 2 |
| L 4 | 8/23/01 | dzp | baseline | acquisition | 5 S | 8 | 106.89 | 2.64 | 0 |
| L 4 | 9/6/01 | dzp | baseline | acquisition | 5 W | 9 | 81.03 | 2.25 | 1 |
| L 4 | 9/13/01 | dzp | baseline | acquisition | 5 S | 3 | 94.3 | 2.69 | 1 |
| L 4 | 9/20/01 | dzp | baseline | acquisition | 5 W | 4 | 104.71 | 3.41 | 2 |
| L 4 | 9/27/01 | dzp | baseline | acquisition | 5 N | 6 | 195.81 | 7.58 | 3 |
| L 4 | 10/4/01 | dzp | baseline | acquisition | 5 S | 11 | 129.14 | 3.74 | 1 |
| L 4 | 10/11/01 | dzp | baseline | acquisition | 5 W | 10 | 249.3 | 6.87 | 3 |
| L 4 | 8/10/01 | dzp | 0.3 | acquisition | 5 W | 10 | | | |
| L 4 | 8/14/01 | dzp | 0.18 | acquisition | 5 E | 5 | 1261.47 | 58.3 | 11 |
| L 4 | 8/24/01 | dzp | 0.18 | acquisition | 5 N | 2 | 1512.12 | 59.95 | 17 |
| L 4 | 9/18/01 | dzp | 0.18 | acquisition | 5 W | 7 | 182.9 | 5.88 | 3 |
| L 4 | 7/24/01 | dzp | 0.1 | acquisition | 5 E | 1 | 373.44 | 14.18 | 1 |
| L 4 | 8/21/01 | dzp | 0.1 | acquisition | 5 S | 1 | 1660.81 | 59.84 | 14 |
| L 4 | 9/7/01 | dzp | 0.1 | acquisition | 5 W | 11 | 216.24 | 5.66 | 1 |

| | | | | | | | | | |
|-----|---------|-----|----------|------------|-----|----|---------|-------|----|
| L 4 | 9/11/01 | dzp | 0.1 | acquisitio | 5 W | 2 | 302.34 | 8.19 | 5 |
| L 4 | 9/25/01 | dzp | 0.1 | acquisitio | 5 N | 11 | 41.27 | 1.37 | 0 |
| L 4 | 7/27/01 | dzp | 0.03 | acquisitio | 5 E | 4 | 115.88 | 3.35 | 1 |
| L 4 | 8/17/01 | dzp | 0.03 | acquisitio | 5 S | 11 | 149.22 | 4.23 | 3 |
| L 4 | 9/14/01 | dzp | 0.03 | acquisitio | 5 S | 1 | 83.73 | 2.97 | 2 |
| L 4 | 9/4/01 | dzp | 0.01 | acquisitio | 5 W | 10 | 132.1 | 3.57 | 1 |
| L 4 | 9/28/01 | dzp | 0.01 | acquisitio | 5 S | 10 | 109.91 | 3.46 | 5 |
| L 4 | 10/5/01 | dzp | 0.01 | acquisitio | 5 S | 1 | 166.94 | 8.19 | 7 |
| L 4 | 7/20/01 | dzp | 0 | acquisitio | 5 E | 3 | 155.44 | 3.78 | 3 |
| L 4 | 8/28/01 | dzp | 0 | acquisitio | 5 S | 10 | 133.77 | 3.35 | 5 |
| L 4 | 9/21/01 | dzp | 0 | acquisitio | 5 N | 2 | 95.91 | 2.8 | 1 |
| K 3 | 7/26/01 | dzp | baseline | acquisitio | 4 S | 3 | 154.5 | 3.79 | 1 |
| K 3 | 8/9/01 | dzp | baseline | acquisitio | 4 W | 2 | 126.78 | 3.52 | 1 |
| K 3 | 8/16/01 | dzp | baseline | acquisitio | 4 N | 9 | 563.13 | 16.32 | 7 |
| K 3 | 8/23/01 | dzp | baseline | acquisitio | 4 N | 8 | 438.54 | 10.05 | 5 |
| K 3 | 9/6/01 | dzp | baseline | acquisitio | 4 S | 1 | 181.58 | 5.05 | 7 |
| K 3 | 9/20/01 | dzp | baseline | acquisitio | 4 S | 4 | 88.52 | 2.64 | 0 |
| K 3 | 8/10/01 | dzp | 0.3 | acquisitio | 4 E | 10 | 1758.29 | 59.67 | 17 |
| K 3 | 8/14/01 | dzp | 0.18 | acquisitio | 4 S | 5 | 1504.25 | 41.26 | 21 |
| K 3 | 9/18/01 | dzp | 0.18 | acquisitio | 4 N | 7 | 1538.17 | 59.95 | 19 |
| K 3 | 8/28/01 | dzp | 0.1 | acquisitio | 4 N | 10 | 121.33 | 4.51 | 4 |
| K 3 | 9/7/01 | dzp | 0.1 | acquisitio | 4 N | 11 | 349.03 | 8.08 | 6 |
| K 3 | 9/11/01 | dzp | 0.1 | acquisitio | 4 N | 2 | 160.72 | 3.96 | 3 |
| K 3 | 9/25/01 | dzp | 0.1 | acquisitio | 4 W | 11 | 1270.69 | 43.74 | 16 |
| K 3 | 8/17/01 | dzp | 0.03 | acquisitio | 4 W | 11 | 241.75 | 5.77 | 3 |
| K 3 | 9/21/01 | dzp | 0.03 | acquisitio | 4 S | 2 | 193.02 | 4.34 | 2 |
| K 3 | 9/4/01 | dzp | 0.01 | acquisitio | 4 S | 10 | 114.1 | 2.64 | 2 |
| K 3 | 7/27/01 | dzp | 0 | acquisitio | 4 S | 4 | 213.84 | 5.93 | 4 |
| K 3 | 8/24/01 | dzp | 0 | acquisitio | 4 S | 2 | 140.41 | 4.34 | 4 |
| K 6 | 7/19/01 | dzp | baseline | acquisitio | 4 E | 10 | 279.26 | 9.29 | 4 |
| K 6 | 7/26/01 | dzp | baseline | acquisitio | 4 S | 3 | 85.53 | 2.86 | 0 |
| K 6 | 8/16/01 | dzp | baseline | acquisitio | 4 N | 9 | 842.2 | 19.56 | 18 |
| K 6 | 8/23/01 | dzp | baseline | acquisitio | 4 N | 8 | 223.17 | 6.59 | 5 |
| K 6 | 9/13/01 | dzp | baseline | acquisitio | 4 W | 3 | 307.76 | 8.85 | 6 |
| K 6 | 9/20/01 | dzp | baseline | acquisitio | 4 S | 4 | 135.69 | 3.79 | 1 |
| K 6 | 7/27/01 | dzp | 0.3 | acquisitio | 4 S | 4 | 70.07 | 5.16 | 3 |
| K 6 | 8/14/01 | dzp | 0.18 | acquisitio | 4 S | 5 | 1627.39 | 59.56 | 20 |
| K 6 | 8/28/01 | dzp | 0.18 | acquisitio | 4 N | 10 | 59.39 | 2.09 | 3 |
| K 6 | 9/14/01 | dzp | 0.18 | acquisitio | 4 W | 1 | 89.16 | 2.91 | 1 |
| K 6 | 9/18/01 | dzp | 0.18 | acquisitio | 4 N | 7 | 1851.8 | 59.95 | 26 |
| K 6 | 7/24/01 | dzp | 0.1 | acquisitio | 4 N | 1 | 69.94 | 2.25 | 1 |
| K 6 | 8/21/01 | dzp | 0.1 | acquisitio | 4 N | 1 | 70.33 | 2.42 | 5 |
| K 6 | 9/11/01 | dzp | 0.1 | acquisitio | 4 N | 2 | 273.46 | 7.31 | 7 |
| K 6 | 9/21/01 | dzp | 0.1 | acquisitio | 4 S | 2 | 127.02 | 3.13 | 2 |
| K 6 | 9/25/01 | dzp | 0.1 | acquisitio | 4 W | 11 | 1919.27 | 59.95 | 31 |
| K 6 | 7/20/01 | dzp | 0.03 | acquisitio | 4 S | 3 | 84.85 | 3.13 | 0 |
| K 6 | 8/17/01 | dzp | 0.03 | acquisitio | 4 W | 11 | 180.16 | 5.38 | 4 |
| K 6 | 9/4/01 | dzp | 0.01 | acquisitio | 4 S | 10 | 150.85 | 4.12 | 3 |
| K 6 | 7/17/01 | dzp | 0 | acquisitio | 4 N | 11 | 148.58 | 4.56 | 1 |
| K 6 | 8/24/01 | dzp | 0 | acquisitio | 4 S | 2 | 132.72 | 3.85 | 2 |
| K 8 | 6/21/01 | dzp | baseline | acquisitio | 4 S | 5 | 58.34 | 1.76 | 1 |
| K 8 | 6/28/01 | dzp | baseline | acquisitio | 4 N | 1 | 222.29 | 9.01 | 3 |
| K 8 | 7/5/01 | dzp | baseline | acquisitio | 4 S | 3 | 90.85 | 2.47 | 1 |
| K 8 | 7/12/01 | dzp | baseline | acquisitio | 4 E | 6 | 221.14 | 4.78 | 3 |
| K 8 | 7/19/01 | dzp | baseline | acquisitio | 4 E | 10 | 308.62 | 9.78 | 5 |
| K 8 | 7/26/01 | dzp | baseline | acquisitio | 4 S | 3 | 118.58 | 3.63 | 0 |
| K 8 | 8/16/01 | dzp | baseline | acquisitio | 4 N | 9 | 149.23 | 4.12 | 1 |

| | | | | | | | |
|-----|--------------|----------------------|-----|----|---------|-------|----|
| K 8 | 8/23/01 dzp | baseline acquisition | 4 N | 8 | 141.21 | 3.3 | 3 |
| K 8 | 8/30/01 dzp | baseline acquisition | 4 E | 5 | 113.46 | 3.19 | 1 |
| K 8 | 9/6/01 dzp | baseline acquisition | 4 S | 1 | 88.74 | 2.47 | 5 |
| K 8 | 9/13/01 dzp | baseline acquisition | 4 W | 3 | 88.01 | 2.86 | 1 |
| K 8 | 9/20/01 dzp | baseline acquisition | 4 S | 4 | 148.75 | 4.89 | 5 |
| K 8 | 6/29/01 dzp | 0.3 acquisition | 4 E | 6 | 736.3 | 34.22 | 7 |
| K 8 | 7/17/01 dzp | 0.3 acquisition | 4 N | 11 | 269.92 | 10.22 | 4 |
| K 8 | 7/20/01 dzp | 0.18 acquisition | 4 S | 3 | 501.5 | 15.27 | 11 |
| K 8 | 8/14/01 dzp | 0.18 acquisition | 4 S | 5 | 1413.5 | 59.62 | 24 |
| K 8 | 9/14/01 dzp | 0.18 acquisition | 4 W | 1 | 105.65 | 2.58 | 5 |
| K 8 | 7/10/01 dzp | 0.1 acquisition | 4 E | 10 | 181.64 | 5 | 7 |
| K 8 | 7/24/01 dzp | 0.1 acquisition | 4 N | 1 | 73.79 | 2.2 | 1 |
| K 8 | 8/21/01 dzp | 0.1 acquisition | 4 N | 1 | 1563.83 | 55.44 | 16 |
| K 8 | 9/7/01 dzp | 0.1 acquisition | 4 N | 11 | 195.27 | 4.89 | 6 |
| K 8 | 9/11/01 dzp | 0.1 acquisition | 4 N | 2 | 241.92 | 5.93 | 5 |
| K 8 | 7/13/01 dzp | 0.03 acquisition | 4 S | 4 | 206.57 | 5.77 | 4 |
| K 8 | 7/27/01 dzp | 0.03 acquisition | 4 S | 4 | 81.04 | 2.64 | 0 |
| K 8 | 8/17/01 dzp | 0.03 acquisition | 4 W | 11 | 248.55 | 6.92 | 3 |
| K 8 | 9/21/01 dzp | 0.03 acquisition | 4 S | 2 | 218.55 | 5.71 | 3 |
| K 8 | 8/28/01 dzp | 0.01 acquisition | 4 N | 10 | 168.82 | 4.84 | 6 |
| K 8 | 9/4/01 dzp | 0.01 acquisition | 4 S | 10 | 128.67 | 3.46 | 2 |
| K 8 | 6/22/01 dzp | 0 acquisition | 4 E | 6 | 105.6 | 2.64 | 1 |
| K 8 | 7/3/01 dzp | 0 acquisition | 4 W | 4 | 100.89 | 4.07 | 2 |
| K 8 | 8/24/01 dzp | 0 acquisition | 4 S | 2 | 298.6 | 7.91 | 6 |
| K 8 | 9/18/01 dzp | 0 acquisition | 4 N | 7 | 115.92 | 2.91 | 5 |
| K 8 | 6/26/01 dzp | 0.18 acquisition | 4 S | 3 | 146.39 | 4.4 | 1 |
| L 4 | 7/19/01 dzp | baseline acquisition | 4 E | 10 | 132.71 | 4.45 | 1 |
| L 4 | 7/26/01 dzp | baseline acquisition | 4 S | 3 | 78.08 | 2.64 | 1 |
| L 4 | 8/9/01 dzp | baseline acquisition | 4 W | 2 | 28.8 | 0.71 | 1 |
| L 4 | 8/16/01 dzp | baseline acquisition | 4 N | 9 | 128.79 | 3.63 | 1 |
| L 4 | 8/23/01 dzp | baseline acquisition | 4 N | 8 | 152.72 | 4.84 | 7 |
| L 4 | 9/6/01 dzp | baseline acquisition | 4 S | 9 | 180.67 | 6.43 | 5 |
| L 4 | 9/13/01 dzp | baseline acquisition | 4 W | 3 | 50.51 | 2.2 | 2 |
| L 4 | 9/20/01 dzp | baseline acquisition | 4 S | 4 | 49.68 | 1.65 | 1 |
| L 4 | 9/27/01 dzp | baseline acquisition | 4 W | 6 | 303.81 | 9.67 | 7 |
| L 4 | 10/4/01 dzp | baseline acquisition | 4 W | 11 | 136.97 | 3.74 | 1 |
| L 4 | 10/11/01 dzp | baseline acquisition | 4 N | 10 | 181.14 | 6.1 | 10 |
| L 4 | 8/10/01 dzp | 0.3 acquisition | 4 E | 10 | | | |
| L 4 | 8/14/01 dzp | 0.18 acquisition | 4 S | 5 | 240.53 | 11.15 | 5 |
| L 4 | 8/24/01 dzp | 0.18 acquisition | 4 S | 2 | 476.38 | 20.82 | 3 |
| L 4 | 9/18/01 dzp | 0.18 acquisition | 4 N | 7 | 858.06 | 33.02 | 8 |
| L 4 | 7/24/01 dzp | 0.1 acquisition | 4 N | 1 | 73.94 | 3.68 | 1 |
| L 4 | 8/21/01 dzp | 0.1 acquisition | 4 N | 1 | 1502.14 | 59.95 | 16 |
| L 4 | 9/7/01 dzp | 0.1 acquisition | 4 N | 11 | 188.48 | 6.48 | 4 |
| L 4 | 9/11/01 dzp | 0.1 acquisition | 4 N | 2 | 128.2 | 3.79 | 1 |
| L 4 | 9/25/01 dzp | 0.1 acquisition | 4 W | 11 | 1085.11 | 37.47 | 14 |
| L 4 | 7/27/01 dzp | 0.03 acquisition | 4 S | 4 | 73.18 | 2.25 | 1 |
| L 4 | 8/17/01 dzp | 0.03 acquisition | 4 W | 11 | 192.94 | 4.28 | 2 |
| L 4 | 9/14/01 dzp | 0.03 acquisition | 4 W | 1 | 95.91 | 2.42 | 1 |
| L 4 | 9/4/01 dzp | 0.01 acquisition | 4 S | 10 | 118.78 | 3.79 | 2 |
| L 4 | 9/28/01 dzp | 0.01 acquisition | 4 W | 10 | 164.87 | 4.07 | 1 |
| L 4 | 10/5/01 dzp | 0.01 acquisition | 4 W | 1 | 74.17 | 1.87 | 1 |
| L 4 | 7/20/01 dzp | 0 acquisition | 4 S | 3 | 88.96 | 3.41 | 1 |
| L 4 | 8/28/01 dzp | 0 acquisition | 4 N | 10 | 72.75 | 2.42 | 2 |
| L 4 | 9/21/01 dzp | 0 acquisition | 4 S | 2 | 120.55 | 3.46 | 2 |
| K 3 | 7/26/01 dzp | baseline acquisition | 3 W | 3 | 232.33 | 6.15 | 3 |
| K 3 | 8/9/01 dzp | baseline acquisition | 3 S | 2 | 234.65 | 4.84 | 2 |

| | | | | | | | |
|-----|-------------|----------------------|-----|----|---------|-------|----|
| K 3 | 8/16/01 dzp | baseline acquisition | 3 S | 9 | 243.24 | 7.14 | 4 |
| K 3 | 8/23/01 dzp | baseline acquisition | 3 E | 8 | 100.13 | 3.08 | 2 |
| K 3 | 9/6/01 dzp | baseline acquisition | 3 E | 1 | 150.62 | 3.35 | 4 |
| K 3 | 9/20/01 dzp | baseline acquisition | 3 E | 4 | 189.06 | 4.29 | 3 |
| K 3 | 8/10/01 dzp | 0.3 acquisition | 3 S | 10 | 1632.95 | 59.18 | 20 |
| K 3 | 8/14/01 dzp | 0.18 acquisition | 3 W | 5 | 528.71 | 13.9 | 10 |
| K 3 | 9/18/01 dzp | 0.18 acquisition | 3 E | 7 | 96.41 | 5.55 | 0 |
| K 3 | 8/28/01 dzp | 0.1 acquisition | 3 E | 10 | 1974.06 | 59.73 | 29 |
| K 3 | 9/7/01 dzp | 0.1 acquisition | 3 E | 11 | 496.88 | 12.36 | 13 |
| K 3 | 9/11/01 dzp | 0.1 acquisition | 3 E | 2 | 171.79 | 4.23 | 4 |
| K 3 | 9/25/01 dzp | 0.1 acquisition | 3 S | 11 | 1823.31 | 59.78 | 10 |
| K 3 | 8/17/01 dzp | 0.03 acquisition | 3 N | 11 | 208.35 | 4.78 | 2 |
| K 3 | 9/21/01 dzp | 0.03 acquisition | 3 E | 2 | 463.47 | 9.4 | 6 |
| K 3 | 9/4/01 dzp | 0.01 acquisition | 3 E | 10 | 495.85 | 11.54 | 7 |
| K 3 | 7/27/01 dzp | 0 acquisition | 3 W | 4 | 104.36 | 2.64 | 4 |
| K 3 | 8/24/01 dzp | 0 acquisition | 3 E | 2 | 549.36 | 14.07 | 8 |
| K 6 | 7/19/01 dzp | baseline acquisition | 3 N | 10 | 213.14 | 6.59 | 3 |
| K 6 | 7/26/01 dzp | baseline acquisition | 3 W | 3 | 235.94 | 6.7 | 7 |
| K 6 | 8/16/01 dzp | baseline acquisition | 3 S | 9 | 81.22 | 1.92 | 0 |
| K 6 | 8/23/01 dzp | baseline acquisition | 3 E | 8 | 733.41 | 21.04 | 9 |
| K 6 | 9/13/01 dzp | baseline acquisition | 3 S | 3 | 78.69 | 2.53 | 1 |
| K 6 | 9/20/01 dzp | baseline acquisition | 3 E | 4 | 90.03 | 2.47 | 0 |
| K 6 | 7/27/01 dzp | 0.3 acquisition | 3 W | 4 | 1285.66 | 59.95 | 20 |
| K 6 | 8/14/01 dzp | 0.18 acquisition | 3 W | 5 | 633.36 | 24.78 | 7 |
| K 6 | 8/28/01 dzp | 0.18 acquisition | 3 E | 10 | 280.25 | 8.9 | 3 |
| K 6 | 9/14/01 dzp | 0.18 acquisition | 3 N | 1 | 837.19 | 30.33 | 11 |
| K 6 | 9/18/01 dzp | 0.18 acquisition | 3 E | 7 | 35.2 | 1.26 | 0 |
| K 6 | 7/24/01 dzp | 0.1 acquisition | 3 W | 1 | 120.76 | 3.46 | 3 |
| K 6 | 8/21/01 dzp | 0.1 acquisition | 3 E | 1 | 89.62 | 2.47 | 2 |
| K 6 | 9/11/01 dzp | 0.1 acquisition | 3 E | 2 | 1348.67 | 31.92 | 16 |
| K 6 | 9/21/01 dzp | 0.1 acquisition | 3 E | 2 | 186.13 | 4.45 | 3 |
| K 6 | 9/25/01 dzp | 0.1 acquisition | 3 S | 11 | 1926.3 | 59.73 | 25 |
| K 6 | 7/20/01 dzp | 0.03 acquisition | 3 W | 3 | 295.65 | 6.76 | 3 |
| K 6 | 8/17/01 dzp | 0.03 acquisition | 3 N | 11 | 141.43 | 4.29 | 4 |
| K 6 | 9/4/01 dzp | 0.01 acquisition | 3 E | 10 | 254.2 | 7.03 | 3 |
| K 6 | 7/17/01 dzp | 0 acquisition | 3 E | 11 | 275.63 | 7.91 | 3 |
| K 6 | 8/24/01 dzp | 0 acquisition | 3 E | 2 | 200.42 | 5.93 | 2 |
| K 8 | 6/21/01 dzp | baseline acquisition | 3 W | 5 | 102.78 | 3.85 | 1 |
| K 8 | 6/28/01 dzp | baseline acquisition | 3 W | 1 | 109.22 | 5.27 | 2 |
| K 8 | 7/5/01 dzp | baseline acquisition | 3 W | 3 | 65.36 | 3.08 | 1 |
| K 8 | 7/12/01 dzp | baseline acquisition | 3 S | 6 | 150.77 | 4.01 | 1 |
| K 8 | 7/19/01 dzp | baseline acquisition | 3 N | 10 | 187.09 | 5.11 | 4 |
| K 8 | 7/26/01 dzp | baseline acquisition | 3 W | 3 | 32.25 | 0.93 | 1 |
| K 8 | 8/16/01 dzp | baseline acquisition | 3 S | 9 | 162.87 | 4.51 | 1 |
| K 8 | 8/23/01 dzp | baseline acquisition | 3 E | 8 | 259.89 | 6.54 | 6 |
| K 8 | 8/30/01 dzp | baseline acquisition | 3 N | 5 | 163.66 | 4.56 | 6 |
| K 8 | 9/6/01 dzp | baseline acquisition | 3 E | 1 | 126.49 | 3.74 | 2 |
| K 8 | 9/13/01 dzp | baseline acquisition | 3 S | 3 | 144.71 | 6.87 | 2 |
| K 8 | 9/20/01 dzp | baseline acquisition | 3 E | 4 | 116.59 | 3.46 | 1 |
| K 8 | 6/29/01 dzp | 0.3 acquisition | 3 S | 6 | 124.76 | 6.1 | 2 |
| K 8 | 7/17/01 dzp | 0.3 acquisition | 3 E | 11 | 372.36 | 14.84 | 5 |
| K 8 | 7/20/01 dzp | 0.18 acquisition | 3 W | 3 | 29.13 | 1.26 | 1 |
| K 8 | 8/14/01 dzp | 0.18 acquisition | 3 W | 5 | 535.91 | 27.09 | 6 |
| K 8 | 9/14/01 dzp | 0.18 acquisition | 3 N | 1 | 257.11 | 7.64 | 2 |
| K 8 | 7/10/01 dzp | 0.1 acquisition | 3 N | 10 | 152.57 | 5.49 | 4 |
| K 8 | 7/24/01 dzp | 0.1 acquisition | 3 W | 1 | 246.85 | 7.31 | 4 |
| K 8 | 8/21/01 dzp | 0.1 acquisition | 3 E | 1 | 1457.57 | 59.84 | 14 |

| | | | | | | | | | |
|-----|----------|-----|----------|------------|-----|----|---------|-------|----|
| K 8 | 9/7/01 | dzp | 0.1 | acquisitio | 3 E | 11 | 330.15 | 10.65 | 5 |
| K 8 | 9/11/01 | dzp | 0.1 | acquisitio | 3 E | 2 | 207.81 | 5.49 | 2 |
| K 8 | 7/13/01 | dzp | 0.03 | acquisitio | 3 W | 4 | 690.78 | 22.2 | 13 |
| K 8 | 7/27/01 | dzp | 0.03 | acquisitio | 3 W | 4 | 85.04 | 2.69 | 3 |
| K 8 | 8/17/01 | dzp | 0.03 | acquisitio | 3 N | 11 | 238.11 | 6.7 | 2 |
| K 8 | 9/21/01 | dzp | 0.03 | acquisitio | 3 E | 2 | 216.03 | 6.37 | 4 |
| K 8 | 8/28/01 | dzp | 0.01 | acquisitio | 3 E | 10 | 272.84 | 8.3 | 5 |
| K 8 | 9/4/01 | dzp | 0.01 | acquisitio | 3 E | 10 | 210.57 | 5.93 | 3 |
| K 8 | 6/22/01 | dzp | 0 | acquisitio | 3 S | 6 | 106.3 | 3.74 | 0 |
| K 8 | 7/3/01 | dzp | 0 | acquisitio | 3 S | 4 | 89.05 | 3.24 | 0 |
| K 8 | 8/24/01 | dzp | 0 | acquisitio | 3 E | 2 | 145.68 | 2.97 | 2 |
| K 8 | 9/18/01 | dzp | 0 | acquisitio | 3 E | 7 | 31.39 | 0.71 | 0 |
| K 8 | 6/26/01 | dzp | 0.18 | acquisitio | 3 W | 3 | 37.43 | 1.26 | 1 |
| L 4 | 7/19/01 | dzp | baseline | acquisitio | 3 N | 10 | 86.48 | 3.13 | 0 |
| L 4 | 7/26/01 | dzp | baseline | acquisitio | 3 W | 3 | 293.36 | 10.22 | 8 |
| L 4 | 8/9/01 | dzp | baseline | acquisitio | 3 S | 2 | 149.21 | 4.29 | 2 |
| L 4 | 8/16/01 | dzp | baseline | acquisitio | 3 S | 9 | 229.9 | 7.25 | 6 |
| L 4 | 8/23/01 | dzp | baseline | acquisitio | 3 E | 8 | 376.95 | 9.84 | 4 |
| L 4 | 9/6/01 | dzp | baseline | acquisitio | 3 E | 9 | 162.7 | 5.77 | 4 |
| L 4 | 9/13/01 | dzp | baseline | acquisitio | 3 S | 3 | 144.08 | 5.05 | 3 |
| L 4 | 9/20/01 | dzp | baseline | acquisitio | 3 E | 4 | 115.67 | 4.73 | 2 |
| L 4 | 9/27/01 | dzp | baseline | acquisitio | 3 S | 6 | 44.1 | 1.59 | 0 |
| L 4 | 10/4/01 | dzp | baseline | acquisitio | 3 N | 11 | 507.53 | 15 | 6 |
| L 4 | 10/11/01 | dzp | baseline | acquisitio | 3 E | 10 | 82.12 | 2.8 | 1 |
| L 4 | 8/10/01 | dzp | 0.3 | acquisitio | 3 S | 10 | | | |
| L 4 | 8/14/01 | dzp | 0.18 | acquisitio | 3 W | 5 | 617.78 | 52.69 | 7 |
| L 4 | 8/24/01 | dzp | 0.18 | acquisitio | 3 E | 2 | 329.37 | 9.18 | 2 |
| L 4 | 9/18/01 | dzp | 0.18 | acquisitio | 3 E | 7 | 735.05 | 29.34 | 12 |
| L 4 | 7/24/01 | dzp | 0.1 | acquisitio | 3 W | 1 | 636.64 | 21.48 | 8 |
| L 4 | 8/21/01 | dzp | 0.1 | acquisitio | 3 E | 1 | 1429.49 | 59.84 | 11 |
| L 4 | 9/7/01 | dzp | 0.1 | acquisitio | 3 E | 11 | 121.45 | 4.56 | 1 |
| L 4 | 9/11/01 | dzp | 0.1 | acquisitio | 3 E | 2 | 168.66 | 4.84 | 2 |
| L 4 | 9/25/01 | dzp | 0.1 | acquisitio | 3 S | 11 | 1365.42 | 59.89 | 16 |
| L 4 | 7/27/01 | dzp | 0.03 | acquisitio | 3 W | 4 | 101.55 | 3.13 | 2 |
| L 4 | 8/17/01 | dzp | 0.03 | acquisitio | 3 N | 11 | 35 | 1.76 | 0 |
| L 4 | 9/14/01 | dzp | 0.03 | acquisitio | 3 N | 1 | 354.27 | 11.43 | 6 |
| L 4 | 9/4/01 | dzp | 0.01 | acquisitio | 3 E | 10 | 115.89 | 5.16 | 1 |
| L 4 | 9/28/01 | dzp | 0.01 | acquisitio | 3 S | 10 | 107.59 | 3.14 | 3 |
| L 4 | 10/5/01 | dzp | 0.01 | acquisitio | 3 N | 1 | 66.28 | 1.87 | 7 |
| L 4 | 7/20/01 | dzp | 0 | acquisitio | 3 W | 3 | 67.8 | 2.64 | 1 |
| L 4 | 8/28/01 | dzp | 0 | acquisitio | 3 E | 10 | 273.43 | 8.13 | 3 |
| L 4 | 9/21/01 | dzp | 0 | acquisitio | 3 E | 2 | 189.42 | 4.34 | 4 |
| K 3 | 7/26/01 | dzp | baseline | acquisitio | 2 N | 3 | 322.34 | 7.03 | 14 |
| K 3 | 8/9/01 | dzp | baseline | acquisitio | 2 S | 2 | 218.53 | 5.38 | 2 |
| K 3 | 8/16/01 | dzp | baseline | acquisitio | 2 W | 9 | 217.25 | 6.7 | 1 |
| K 3 | 8/23/01 | dzp | baseline | acquisitio | 2 S | 8 | 172 | 4.29 | 0 |
| K 3 | 9/6/01 | dzp | baseline | acquisitio | 2 N | 1 | 510.19 | 12.53 | 10 |
| K 3 | 9/20/01 | dzp | baseline | acquisitio | 2 N | 4 | 105.51 | 2.64 | 2 |
| K 3 | 8/10/01 | dzp | 0.3 | acquisitio | 2 W | 10 | 1216.3 | 44.34 | 13 |
| K 3 | 8/14/01 | dzp | 0.18 | acquisitio | 2 W | 5 | 545.38 | 14.29 | 9 |
| K 3 | 9/18/01 | dzp | 0.18 | acquisitio | 2 S | 7 | 1378.41 | 59.95 | 5 |
| K 3 | 8/28/01 | dzp | 0.1 | acquisitio | 2 S | 10 | 992.99 | 28.3 | 15 |
| K 3 | 9/7/01 | dzp | 0.1 | acquisitio | 2 S | 11 | 459.65 | 12.03 | 6 |
| K 3 | 9/11/01 | dzp | 0.1 | acquisitio | 2 S | 2 | 385.84 | 8.96 | 8 |
| K 3 | 9/25/01 | dzp | 0.1 | acquisitio | 2 E | 11 | 1847.17 | 59.95 | 19 |
| K 3 | 8/17/01 | dzp | 0.03 | acquisitio | 2 E | 11 | 655.47 | 14.67 | 10 |
| K 3 | 9/21/01 | dzp | 0.03 | acquisitio | 2 N | 2 | 226.89 | 5.16 | 3 |

| | | | | | | | |
|-----|-------------|----------------------|-----|----|---------|-------|----|
| K 3 | 9/4/01 dzp | 0.01 acquisition | 2 N | 10 | 292.09 | 6.37 | 4 |
| K 3 | 7/27/01 dzp | 0 acquisition | 2 N | 4 | 263.32 | 6.98 | 7 |
| K 3 | 8/24/01 dzp | 0 acquisition | 2 N | 2 | 171.24 | 4.4 | 3 |
| K 6 | 7/19/01 dzp | baseline acquisition | 2 W | 10 | 103.92 | 2.47 | 1 |
| K 6 | 7/26/01 dzp | baseline acquisition | 2 N | 3 | 287.48 | 8.3 | 5 |
| K 6 | 8/16/01 dzp | baseline acquisition | 2 W | 9 | 247.71 | 6.81 | 1 |
| K 6 | 8/23/01 dzp | baseline acquisition | 2 S | 8 | 229.19 | 6.48 | 2 |
| K 6 | 9/13/01 dzp | baseline acquisition | 2 E | 3 | 488.34 | 13.13 | 5 |
| K 6 | 9/20/01 dzp | baseline acquisition | 2 N | 4 | 120.17 | 3.35 | 2 |
| K 6 | 7/27/01 dzp | 0.3 acquisition | 2 N | 4 | 1374.83 | 59.84 | 15 |
| K 6 | 8/14/01 dzp | 0.18 acquisition | 2 W | 5 | 1065.95 | 38.9 | 16 |
| K 6 | 8/28/01 dzp | 0.18 acquisition | 2 S | 10 | 1949.05 | 59.73 | 21 |
| K 6 | 9/14/01 dzp | 0.18 acquisition | 2 E | 1 | 544.27 | 18.57 | 6 |
| K 6 | 9/18/01 dzp | 0.18 acquisition | 2 S | 7 | 1791.63 | 59.62 | 22 |
| K 6 | 7/24/01 dzp | 0.1 acquisition | 2 S | 1 | 291.74 | 8.57 | 2 |
| K 6 | 8/21/01 dzp | 0.1 acquisition | 2 S | 1 | 86.21 | 2.47 | 0 |
| K 6 | 9/11/01 dzp | 0.1 acquisition | 2 S | 2 | 342.53 | 9.12 | 9 |
| K 6 | 9/21/01 dzp | 0.1 acquisition | 2 N | 2 | 708.66 | 20.38 | 13 |
| K 6 | 9/25/01 dzp | 0.1 acquisition | 2 E | 11 | 1770.63 | 59.95 | 19 |
| K 6 | 7/20/01 dzp | 0.03 acquisition | 2 N | 3 | 113.55 | 3.08 | 6 |
| K 6 | 8/17/01 dzp | 0.03 acquisition | 2 E | 11 | 273.07 | 7.31 | 3 |
| K 6 | 9/4/01 dzp | 0.01 acquisition | 2 N | 10 | 65.28 | 2.09 | 4 |
| K 6 | 7/17/01 dzp | 0 acquisition | 2 S | 11 | 451 | 13.3 | 8 |
| K 6 | 8/24/01 dzp | 0 acquisition | 2 N | 2 | 336.01 | 9.84 | 5 |
| K 8 | 6/21/01 dzp | baseline acquisition | 2 N | 5 | 193.64 | 6.54 | 6 |
| K 8 | 6/28/01 dzp | baseline acquisition | 2 S | 1 | 120.33 | 3.79 | 3 |
| K 8 | 7/5/01 dzp | baseline acquisition | 2 N | 3 | 117.24 | 3.76 | 6 |
| K 8 | 7/12/01 dzp | baseline acquisition | 2 W | 6 | 117.65 | 3.92 | 4 |
| K 8 | 7/19/01 dzp | baseline acquisition | 2 W | 10 | 256.21 | 7.91 | 3 |
| K 8 | 7/26/01 dzp | baseline acquisition | 2 N | 3 | 100.42 | 2.69 | 2 |
| K 8 | 8/16/01 dzp | baseline acquisition | 2 W | 9 | 240.81 | 6.15 | 2 |
| K 8 | 8/23/01 dzp | baseline acquisition | 2 S | 8 | 193.21 | 4.56 | 2 |
| K 8 | 8/30/01 dzp | baseline acquisition | 2 S | 5 | 368.6 | 10.16 | 9 |
| K 8 | 9/6/01 dzp | baseline acquisition | 2 N | 1 | 258.2 | 6.81 | 8 |
| K 8 | 9/13/01 dzp | baseline acquisition | 2 E | 3 | 743.13 | 19.07 | 10 |
| K 8 | 9/20/01 dzp | baseline acquisition | 2 N | 4 | 140.91 | 4.01 | 7 |
| K 8 | 6/29/01 dzp | 0.3 acquisition | 2 W | 6 | 1259.46 | 59.89 | 21 |
| K 8 | 7/17/01 dzp | 0.3 acquisition | 2 S | 11 | 407.93 | 15.77 | 7 |
| K 8 | 7/20/01 dzp | 0.18 acquisition | 2 N | 3 | 155.65 | 5 | 2 |
| K 8 | 8/14/01 dzp | 0.18 acquisition | 2 W | 5 | 270.57 | 15.27 | 2 |
| K 8 | 9/14/01 dzp | 0.18 acquisition | 2 E | 1 | 694.35 | 22.69 | 7 |
| K 8 | 7/10/01 dzp | 0.1 acquisition | 2 W | 10 | 139.96 | 4.23 | 4 |
| K 8 | 7/24/01 dzp | 0.1 acquisition | 2 S | 1 | 11.66 | 3.52 | 3 |
| K 8 | 8/21/01 dzp | 0.1 acquisition | 2 S | 1 | 1011.21 | 41.1 | 7 |
| K 8 | 9/7/01 dzp | 0.1 acquisition | 2 S | 11 | 144.42 | 3.57 | 2 |
| K 8 | 9/11/01 dzp | 0.1 acquisition | 2 S | 2 | 329.15 | 8.24 | 5 |
| K 8 | 7/13/01 dzp | 0.03 acquisition | 2 N | 4 | 123.51 | 2.69 | 4 |
| K 8 | 7/27/01 dzp | 0.03 acquisition | 2 N | 4 | 155.79 | 3.85 | 2 |
| K 8 | 8/17/01 dzp | 0.03 acquisition | 2 E | 11 | 259.02 | 8.02 | 1 |
| K 8 | 9/21/01 dzp | 0.03 acquisition | 2 N | 2 | 311.64 | 8.41 | 7 |
| K 8 | 8/28/01 dzp | 0.01 acquisition | 2 S | 10 | 147.44 | 3.9 | 2 |
| K 8 | 9/4/01 dzp | 0.01 acquisition | 2 N | 10 | 358.8 | 8.96 | 6 |
| K 8 | 6/22/01 dzp | 0 acquisition | 2 W | 6 | 225.03 | 6.48 | 2 |
| K 8 | 7/3/01 dzp | 0 acquisition | 2 E | 4 | 111.22 | 3.52 | 2 |
| K 8 | 8/24/01 dzp | 0 acquisition | 2 N | 2 | 289.71 | 7.53 | 7 |
| K 8 | 9/18/01 dzp | 0 acquisition | 2 S | 7 | 64.55 | 1.87 | 0 |
| K 8 | 6/26/01 dzp | 0.18 acquisition | 2 N | 3 | 406.15 | 10.93 | 8 |

| | | | | | | | | |
|-----|----------|-----|----------------------|-----|----|---------|-------|----|
| L 4 | 7/19/01 | dzp | baseline acquisition | 2 W | 10 | 124.66 | 4.01 | 3 |
| L 4 | 7/26/01 | dzp | baseline acquisition | 2 N | 3 | 109.55 | 4.12 | 2 |
| L 4 | 8/9/01 | dzp | baseline acquisition | 2 S | 2 | 120.98 | 3.13 | 2 |
| L 4 | 8/16/01 | dzp | baseline acquisition | 2 W | 9 | 205.17 | 5.66 | 2 |
| L 4 | 8/23/01 | dzp | baseline acquisition | 2 S | 8 | 141.54 | 4.23 | 6 |
| L 4 | 9/6/01 | dzp | baseline acquisition | 2 N | 9 | 178.96 | 6.54 | 3 |
| L 4 | 9/13/01 | dzp | baseline acquisition | 2 E | 3 | 152.5 | 4.73 | 1 |
| L 4 | 9/20/01 | dzp | baseline acquisition | 2 N | 4 | 849.1 | 27.97 | 16 |
| L 4 | 9/27/01 | dzp | baseline acquisition | 2 E | 6 | 225.87 | 7.47 | 1 |
| L 4 | 10/4/01 | dzp | baseline acquisition | 2 E | 11 | 392.36 | 10.93 | 3 |
| L 4 | 10/11/01 | dzp | baseline acquisition | 2 S | 10 | 233.27 | 6.87 | 3 |
| L 4 | 8/10/01 | dzp | 0.3 acquisition | 2 W | 10 | | | |
| L 4 | 8/14/01 | dzp | 0.18 acquisition | 2 W | 5 | 1352.2 | 59.78 | 13 |
| L 4 | 8/24/01 | dzp | 0.18 acquisition | 2 N | 2 | 110.24 | 4.07 | 1 |
| L 4 | 9/18/01 | dzp | 0.18 acquisition | 2 S | 7 | 1400.7 | 55.05 | 19 |
| L 4 | 7/24/01 | dzp | 0.1 acquisition | 2 S | 1 | 535.52 | 17.09 | 10 |
| L 4 | 8/21/01 | dzp | 0.1 acquisition | 2 S | 1 | 1380.58 | 59.23 | 20 |
| L 4 | 9/7/01 | dzp | 0.1 acquisition | 2 S | 11 | 135.61 | 4.95 | 1 |
| L 4 | 9/11/01 | dzp | 0.1 acquisition | 2 S | 2 | 282.47 | 7.86 | 3 |
| L 4 | 9/25/01 | dzp | 0.1 acquisition | 2 E | 11 | 405.25 | 21.59 | 4 |
| L 4 | 7/27/01 | dzp | 0.03 acquisition | 2 N | 4 | 172.32 | 5.66 | 3 |
| L 4 | 8/17/01 | dzp | 0.03 acquisition | 2 E | 11 | 689.2 | 17.25 | 7 |
| L 4 | 9/14/01 | dzp | 0.03 acquisition | 2 E | 1 | 102.38 | 3.02 | 2 |
| L 4 | 9/4/01 | dzp | 0.01 acquisition | 2 N | 10 | 1598.91 | 31.65 | 22 |
| L 4 | 9/28/01 | dzp | 0.01 acquisition | 2 E | 10 | 213.81 | 7.14 | 1 |
| L 4 | 10/5/01 | dzp | 0.01 acquisition | 2 E | 1 | 157.04 | 4.73 | 2 |
| L 4 | 7/20/01 | dzp | 0 acquisition | 2 N | 3 | 158.6 | 5.6 | 2 |
| L 4 | 8/28/01 | dzp | 0 acquisition | 2 S | 10 | 185.68 | 4.51 | 4 |
| L 4 | 9/21/01 | dzp | 0 acquisition | 2 N | 2 | 157.15 | 5.22 | 3 |
| K 3 | 7/26/01 | dzp | baseline acquisition | 1 E | 3 | 517.88 | 11.87 | 9 |
| K 3 | 8/9/01 | dzp | baseline acquisition | 1 E | 2 | 1123.91 | 23.96 | 17 |
| K 3 | 8/16/01 | dzp | baseline acquisition | 1 N | 9 | 801.98 | 20.49 | 10 |
| K 3 | 8/23/01 | dzp | baseline acquisition | 1 W | 8 | 981.12 | 21.81 | 12 |
| K 3 | 9/6/01 | dzp | baseline acquisition | 1 W | 1 | 1148.16 | 24.73 | 19 |
| K 3 | 9/20/01 | dzp | baseline acquisition | 1 W | 4 | 345.08 | 8.41 | 6 |
| K 3 | 8/10/01 | dzp | 0.3 acquisition | 1 S | 10 | 1823.52 | 59.23 | 16 |
| K 3 | 8/14/01 | dzp | 0.18 acquisition | 1 S | 5 | 1389.56 | 32.25 | 15 |
| K 3 | 9/18/01 | dzp | 0.18 acquisition | 1 W | 7 | 1506.19 | 59.95 | 11 |
| K 3 | 8/28/01 | dzp | 0.1 acquisition | 1 W | 10 | 2090.42 | 59.95 | 21 |
| K 3 | 9/7/01 | dzp | 0.1 acquisition | 1 W | 11 | 2497.6 | 59.95 | 39 |
| K 3 | 9/11/01 | dzp | 0.1 acquisition | 1 W | 2 | 2008.99 | 49.84 | 25 |
| K 3 | 9/25/01 | dzp | 0.1 acquisition | 1 N | 11 | 1765.55 | 59.95 | 11 |
| K 3 | 8/17/01 | dzp | 0.03 acquisition | 1 S | 11 | 1360.92 | 28.74 | 14 |
| K 3 | 9/21/01 | dzp | 0.03 acquisition | 1 W | 2 | 1140.28 | 24.73 | 7 |
| K 3 | 9/4/01 | dzp | 0.01 acquisition | 1 W | 10 | 1729.75 | 38.85 | 25 |
| K 3 | 7/27/01 | dzp | 0 acquisition | 1 E | 4 | 282.48 | 6.89 | 6 |
| K 3 | 8/24/01 | dzp | 0 acquisition | 1 W | 2 | 1828.96 | 47.42 | 20 |
| K 6 | 7/19/01 | dzp | baseline acquisition | 1 S | 10 | 196.61 | 4.73 | 2 |
| K 6 | 7/26/01 | dzp | baseline acquisition | 1 E | 3 | 1386.73 | 38.57 | 17 |
| K 6 | 8/16/01 | dzp | baseline acquisition | 1 N | 9 | 1011.25 | 24.89 | 16 |
| K 6 | 8/23/01 | dzp | baseline acquisition | 1 W | 8 | 792.28 | 21.98 | 9 |
| K 6 | 9/13/01 | dzp | baseline acquisition | 1 N | 3 | 375.08 | 6.48 | 2 |
| K 6 | 9/20/01 | dzp | baseline acquisition | 1 W | 4 | 169.25 | 4.29 | 3 |
| K 6 | 7/27/01 | dzp | 0.3 acquisition | 1 E | 4 | 771.76 | 29.01 | 13 |
| K 6 | 8/14/01 | dzp | 0.18 acquisition | 1 S | 5 | 1685.82 | 59.51 | 22 |
| K 6 | 8/28/01 | dzp | 0.18 acquisition | 1 W | 10 | 225.69 | 7.03 | 2 |
| K 6 | 9/14/01 | dzp | 0.18 acquisition | 1 S | 1 | 382.08 | 13.85 | 3 |

| | | | | | | | | | |
|-----|----------|-----|----------|------------|-----|----|---------|-------|----|
| K 6 | 9/18/01 | dzp | 0.18 | acquisitio | 1 W | 7 | 1862.55 | 59.95 | 19 |
| K 6 | 7/24/01 | dzp | 0.1 | acquisitio | 1 E | 1 | 437.13 | 13.63 | 5 |
| K 6 | 8/21/01 | dzp | 0.1 | acquisitio | 1 W | 1 | 2080.67 | 59.95 | 26 |
| K 6 | 9/11/01 | dzp | 0.1 | acquisitio | 1 W | 2 | 55.48 | 1.81 | 1 |
| K 6 | 9/21/01 | dzp | 0.1 | acquisitio | 1 W | 2 | 36.21 | 1.21 | 1 |
| K 6 | 9/25/01 | dzp | 0.1 | acquisitio | 1 N | 11 | 1722.85 | 59.67 | 15 |
| K 6 | 7/20/01 | dzp | 0.03 | acquisitio | 1 E | 3 | 175.99 | 4.01 | 1 |
| K 6 | 8/17/01 | dzp | 0.03 | acquisitio | 1 S | 11 | 958.04 | 24.29 | 10 |
| K 6 | 9/4/01 | dzp | 0.01 | acquisitio | 1 W | 10 | 408.24 | 11.37 | 5 |
| K 6 | 7/17/01 | dzp | 0 | acquisitio | 1 W | 11 | 456.26 | 12.36 | 6 |
| K 6 | 8/24/01 | dzp | 0 | acquisitio | 1 W | 2 | 135.67 | 4.45 | 1 |
| K 8 | 6/21/01 | dzp | baseline | acquisitio | 1 E | 5 | 673.73 | 24.57 | 9 |
| K 8 | 6/28/01 | dzp | baseline | acquisitio | 1 E | 1 | 128.11 | 4.12 | 1 |
| K 8 | 7/5/01 | dzp | baseline | acquisitio | 1 E | 3 | 1270.22 | 37.64 | 19 |
| K 8 | 7/12/01 | dzp | baseline | acquisitio | 1 N | 6 | 883.52 | 27.91 | 11 |
| K 8 | 7/19/01 | dzp | baseline | acquisitio | 1 S | 10 | 207.17 | 8.41 | 3 |
| K 8 | 7/26/01 | dzp | baseline | acquisitio | 1 E | 3 | 226.58 | 7.2 | 6 |
| K 8 | 8/16/01 | dzp | baseline | acquisitio | 1 N | 9 | 1086.73 | 34.78 | 22 |
| K 8 | 8/23/01 | dzp | baseline | acquisitio | 1 W | 8 | 1056.51 | 28.35 | 15 |
| K 8 | 8/30/01 | dzp | baseline | acquisitio | 1 W | 5 | 1840.63 | 59.95 | 21 |
| K 8 | 9/6/01 | dzp | baseline | acquisitio | 1 W | 1 | 977.47 | 25.99 | 14 |
| K 8 | 9/13/01 | dzp | baseline | acquisitio | 1 N | 3 | 317.26 | 9.84 | 4 |
| K 8 | 9/20/01 | dzp | baseline | acquisitio | 1 W | 4 | 692.91 | 19.01 | 10 |
| K 8 | 6/29/01 | dzp | 0.3 | acquisitio | 1 N | 6 | 1455.16 | 59.95 | 16 |
| K 8 | 7/17/01 | dzp | 0.3 | acquisitio | 1 W | 11 | 1306.9 | 59.95 | 16 |
| K 8 | 7/20/01 | dzp | 0.18 | acquisitio | 1 E | 3 | 890.31 | 29.07 | 9 |
| K 8 | 8/14/01 | dzp | 0.18 | acquisitio | 1 S | 5 | 250.38 | 12.8 | 8 |
| K 8 | 9/14/01 | dzp | 0.18 | acquisitio | 1 S | 1 | 1321.76 | 40.71 | 13 |
| K 8 | 7/10/01 | dzp | 0.1 | acquisitio | 1 S | 10 | 130.39 | 4.45 | 3 |
| K 8 | 7/24/01 | dzp | 0.1 | acquisitio | 1 E | 1 | 1806.66 | 59.34 | 24 |
| K 8 | 8/21/01 | dzp | 0.1 | acquisitio | 1 W | 1 | 1372.57 | 59.84 | 11 |
| K 8 | 9/7/01 | dzp | 0.1 | acquisitio | 1 W | 11 | 180.43 | 5.27 | 3 |
| K 8 | 9/11/01 | dzp | 0.1 | acquisitio | 1 W | 2 | 851.12 | 24.45 | 9 |
| K 8 | 7/13/01 | dzp | 0.03 | acquisitio | 1 E | 4 | 118.78 | 2.75 | 2 |
| K 8 | 7/27/01 | dzp | 0.03 | acquisitio | 1 E | 4 | 196.02 | 5.99 | 1 |
| K 8 | 8/17/01 | dzp | 0.03 | acquisitio | 1 S | 11 | 565.3 | 17.42 | 6 |
| K 8 | 9/21/01 | dzp | 0.03 | acquisitio | 1 W | 2 | 742.36 | 19.84 | 15 |
| K 8 | 8/28/01 | dzp | 0.01 | acquisitio | 1 W | 10 | 149.7 | 4.62 | 3 |
| K 8 | 9/4/01 | dzp | 0.01 | acquisitio | 1 W | 10 | 254.2 | 7.36 | 8 |
| K 8 | 6/22/01 | dzp | 0 | acquisitio | 1 N | 6 | 1507.58 | 48.52 | 19 |
| K 8 | 7/3/01 | dzp | 0 | acquisitio | 1 N | 4 | 560.24 | 19.73 | 10 |
| K 8 | 8/24/01 | dzp | 0 | acquisitio | 1 W | 2 | 335.17 | 9.95 | 4 |
| K 8 | 9/18/01 | dzp | 0 | acquisitio | 1 W | 7 | 541.48 | 14.51 | 6 |
| K 8 | 6/26/01 | dzp | 0.18 | acquisitio | 1 E | 3 | 919.51 | 28.96 | 10 |
| L 4 | 7/19/01 | dzp | baseline | acquisitio | 1 S | 10 | 469.12 | 16.98 | 3 |
| L 4 | 7/26/01 | dzp | baseline | acquisitio | 1 E | 3 | 134.12 | 3.79 | 1 |
| L 4 | 8/9/01 | dzp | baseline | acquisitio | 1 E | 2 | 333.66 | 9.34 | 4 |
| L 4 | 8/16/01 | dzp | baseline | acquisitio | 1 N | 9 | 819.12 | 25.82 | 7 |
| L 4 | 8/23/01 | dzp | baseline | acquisitio | 1 W | 8 | 231.51 | 5.49 | 4 |
| L 4 | 9/6/01 | dzp | baseline | acquisitio | 1 W | 9 | 469.83 | 14.4 | 7 |
| L 4 | 9/13/01 | dzp | baseline | acquisitio | 1 N | 3 | 508.6 | 15.11 | 6 |
| L 4 | 9/20/01 | dzp | baseline | acquisitio | 1 W | 4 | 1817 | 49.29 | 31 |
| L 4 | 9/27/01 | dzp | baseline | acquisitio | 1 N | 6 | 682.68 | 19.67 | 7 |
| L 4 | 10/4/01 | dzp | baseline | acquisitio | 1 S | 11 | 997.82 | 29.18 | 9 |
| L 4 | 10/11/01 | dzp | baseline | acquisitio | 1 W | 10 | 423.93 | 13.68 | 6 |
| L 4 | 8/10/01 | dzp | 0.3 | acquisitio | 1 S | 10 | | | |
| L 4 | 8/14/01 | dzp | 0.18 | acquisitio | 1 S | 5 | 1215.13 | 59.23 | 14 |

| | | | | | | | |
|-----|-------------|-----------------|-----|----|---------|-------|----|
| L 4 | 8/24/01 dzp | 0.18 acquisitio | 1 W | 2 | 59.96 | 1.65 | 1 |
| L 4 | 9/18/01 dzp | 0.18 acquisitio | 1 W | 7 | 1391.3 | 59.95 | 22 |
| L 4 | 7/24/01 dzp | 0.1 acquisitio | 1 E | 1 | 2010.94 | 59.95 | 22 |
| L 4 | 8/21/01 dzp | 0.1 acquisitio | 1 W | 1 | 1253.42 | 59.95 | 10 |
| L 4 | 9/7/01 dzp | 0.1 acquisitio | 1 W | 11 | 937.98 | 29.73 | 13 |
| L 4 | 9/11/01 dzp | 0.1 acquisitio | 1 W | 2 | 973.8 | 27.42 | 13 |
| L 4 | 9/25/01 dzp | 0.1 acquisitio | 1 N | 11 | 1308.63 | 59.73 | 14 |
| L 4 | 7/27/01 dzp | 0.03 acquisitio | 1 E | 4 | 425 | 13.35 | 7 |
| L 4 | 8/17/01 dzp | 0.03 acquisitio | 1 S | 11 | 588.33 | 15.27 | 6 |
| L 4 | 9/14/01 dzp | 0.03 acquisitio | 1 S | 1 | 1947.21 | 55.88 | 23 |
| L 4 | 9/4/01 dzp | 0.01 acquisitio | 1 W | 10 | 2004.96 | 59.95 | 29 |
| L 4 | 9/28/01 dzp | 0.01 acquisitio | 1 N | 10 | 392.61 | 10.88 | 4 |
| L 4 | 10/5/01 dzp | 0.01 acquisitio | 1 S | 1 | 1309.47 | 34.18 | 17 |
| L 4 | 7/20/01 dzp | 0 acquisitio | 1 E | 3 | 177.06 | 9.27 | 1 |
| L 4 | 8/28/01 dzp | 0 acquisitio | 1 W | 10 | 1316.13 | 34.01 | 14 |
| L 4 | 9/21/01 dzp | 0 acquisitio | 1 W | 2 | 437.03 | 11.98 | 8 |

1
1
1
1
1
1
1
1
1
1
1
1
1
1
1
1
1
1
1
1
1
1
0
0
0
1
0
0
1
1
1
1
1
1
1
1
1
1
1
1
1
1
0
0
1
0
1
1
1
1
0
0
0
1
1
0
0
1
1
0
0
1
1
0
0
1
0
0

1
1
1
1
1
1
1
1
0
1
1
1
1
1
0
0
1
1
0
0
0
1
0
0
0
0
1
1
0
1
0
1
0
0
0
1
1
1
0
1
1
0
1
0
0
0
1
1
0
1
0
0
1
1
0
0
1
1

0
0
0
1
0
0
0
0
1
0
0
0
0
0
0
1
0
0
0
1
0
1
1
0
0
0
0
1
1
1
1
0
1
0
0
0
0
0
1
0
0
1
0
0
1
0
1
0
0
0
0
0
1
1
1
0
1
0
1
0
0
0
0
1
1
1
0
1
0

| |
|-------------|
| performance |
| 2.26333333 |
| 1.97357143 |
| 2.26333333 |
| 9.20368421 |
| 18.1485897 |
| 14.3791667 |
| 2.61533333 |

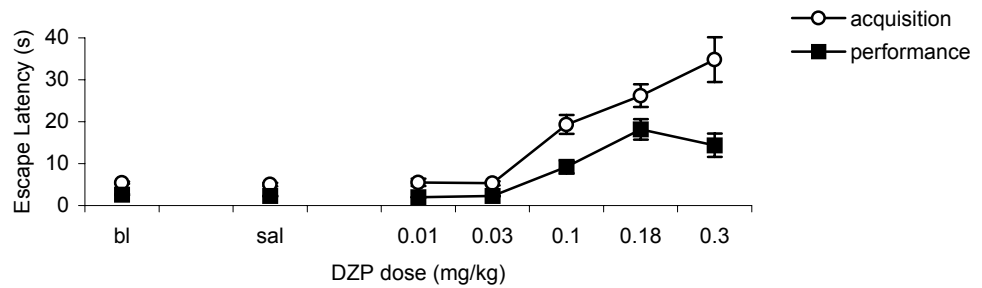
| |
|-------------|
| performance |
| 0.84502951 |
| 0.62156695 |
| 0.8972665 |
| 16.1603071 |
| 21.4204981 |
| 13.6091807 |
| 2.47009349 |

| |
|-------------|
| performance |
| 66 |
| 42 |
| 66 |
| 114 |
| 78 |
| 24 |
| 210 |

Latency

| | | |
|------|-------|-------|
| bl | 5.45 | 2.62 |
| sal | 5.00 | 2.26 |
| 0.01 | 5.52 | 1.97 |
| 0.03 | 5.31 | 2.26 |
| 0.1 | 19.32 | 9.20 |
| 0.18 | 26.19 | 18.15 |
| 0.3 | 34.81 | 14.38 |

DZP Average Escape Latency



| |
|-------------|
| performance |
| 0.17045264 |
| 0.10401594 |
| 0.09590986 |
| 0.11044587 |
| 1.51355144 |
| 2.4253938 |
| 2.77796238 |

| acquisition | | | performance | | | |
|-------------|-------|-------|-------------|-------|-------|-------|
| 4 | 5 | 6 | 1 | 2 | 3 | 4 |
| 4.14 | 4.47 | 5.00 | 1.92 | 2.92 | 2.22 | 1.88 |
| 3.54 | 4.17 | 4.47 | 1.97 | 2.33 | 1.85 | 1.92 |
| 4.42 | 3.59 | 4.11 | 1.88 | 2.48 | 2.90 | 2.00 |
| 16.85 | 18.25 | 16.31 | 9.84 | 13.62 | 8.17 | 10.00 |
| 28.66 | 30.18 | 23.10 | 23.09 | 23.03 | 15.35 | 14.46 |
| 27.32 | 47.00 | 19.76 | 23.85 | 16.51 | 15.45 | 11.21 |
| 5.45 | 4.86 | 4.49 | 2.29 | 2.84 | 2.45 | 2.96 |

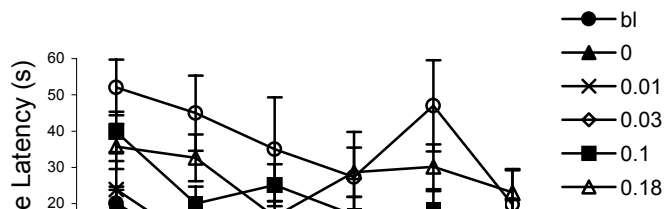
| acquisition | | | performance | | | |
|-------------|-------|-------|-------------|-------|-------|-------|
| 4 | 5 | 6 | 1 | 2 | 3 | 4 |
| 1.59 | 2.93 | 3.72 | 0.49 | 1.26 | 0.77 | 0.81 |
| 1.00 | 1.98 | 3.10 | 0.58 | 0.67 | 0.56 | 0.72 |
| 1.61 | 1.11 | 1.44 | 1.08 | 0.72 | 0.76 | 0.58 |
| 21.75 | 22.84 | 20.30 | 14.57 | 21.90 | 13.90 | 18.08 |
| 24.55 | 22.30 | 22.08 | 25.00 | 23.78 | 20.92 | 20.75 |
| 25.02 | 25.10 | 19.54 | 26.45 | 14.60 | 13.99 | 7.84 |
| 4.05 | 2.65 | 2.10 | 1.05 | 2.28 | 2.08 | 4.44 |

| acquisition | | | performance | | | |
|-------------|-------|-------|-------------|-------|-------|-------|
| 4 | 5 | 6 | 1 | 2 | 3 | 4 |
| 11.00 | 11.00 | 11.00 | 11.00 | 11.00 | 11.00 | 11.00 |
| 7.00 | 7.00 | 7.00 | 7.00 | 7.00 | 7.00 | 7.00 |
| 11.00 | 11.00 | 11.00 | 11.00 | 11.00 | 11.00 | 11.00 |
| 19.00 | 19.00 | 19.00 | 19.00 | 19.00 | 19.00 | 19.00 |
| 13.00 | 13.00 | 13.00 | 13.00 | 13.00 | 13.00 | 13.00 |
| 4.00 | 4.00 | 4.00 | 4.00 | 4.00 | 4.00 | 4.00 |
| 35.00 | 35.00 | 35.00 | 35.00 | 35.00 | 35.00 | 35.00 |

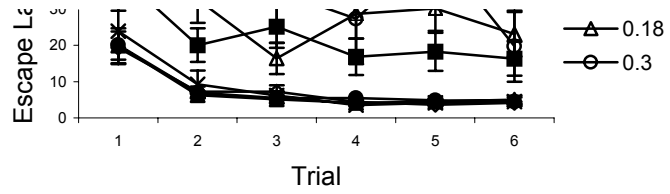
| | | | Perf | | | |
|--------|--------|-------|--------|-------|-------|-------|
| 0.684 | 0.447 | 0.354 | 0.178 | 0.385 | 0.352 | 0.751 |
| 0.481 | 0.882 | 1.121 | 0.149 | 0.381 | 0.231 | 0.243 |
| 0.377 | 0.748 | 1.171 | 0.219 | 0.252 | 0.211 | 0.273 |
| 0.487 | 0.334 | 0.433 | 0.325 | 0.216 | 0.229 | 0.175 |
| 4.990 | 5.240 | 4.658 | 3.342 | 5.024 | 3.190 | 4.147 |
| 6.810 | 6.185 | 6.124 | 6.933 | 6.596 | 5.801 | 5.755 |
| 12.509 | 12.552 | 9.769 | 13.224 | 7.302 | 6.996 | 3.918 |

| 4 | 5 | 6 |
|------|------|------|
| 5.45 | 4.86 | 4.49 |

DZP Acquisition Average Escape Latency



| | | |
|-------|-------|-------|
| 4.14 | 4.47 | 5.00 |
| 3.54 | 4.17 | 4.47 |
| 4.42 | 3.59 | 4.11 |
| 16.85 | 18.25 | 16.31 |
| 28.66 | 30.18 | 23.10 |
| 27.32 | 47.00 | 19.76 |



| | |
|------------|---------|
| 5 | 6 |
| 4.85742857 | 4.49429 |
| 2.296 | 2.86143 |

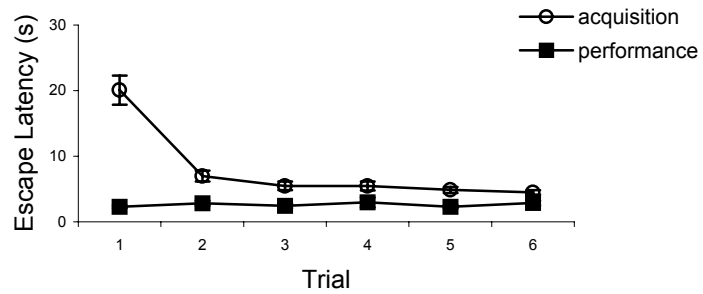
| | |
|------------|---------|
| 5 | 6 |
| 2.64669088 | 2.09656 |
| 1.44113966 | 2.13693 |

| | |
|----|----|
| 5 | 6 |
| 35 | 35 |
| 35 | 35 |

0.44737241 0.35438
0.24359706 0.36121

| | |
|------------|---------|
| 5 | 6 |
| 4.85742857 | 4.49429 |
| 2.296 | 2.86143 |

DZP Escape Latency Drug Baseline



| StdDev of Latency | | Component | |
|-------------------|----------|-------------|-------------|
| Rat | Dose | acquisition | performance |
| K 3 | 0 | 3.104743503 | 1.37371758 |
| | 0.01 | 3.829800256 | 0.3870745 |
| | 0.03 | 3.405378263 | 1.28745785 |
| | 0.1 | 24.56662188 | 12.5334665 |
| | 0.18 | 22.12755055 | 20.9497778 |
| | 0.3 | 24.636228 | 20.4969651 |
| | baseline | 3.343891342 | 2.45092901 |
| K 6 | 0 | 3.760423292 | 0.702909 |
| | 0.01 | 3.677516825 | 0.67834111 |
| | 0.03 | 1.661755765 | 0.62394396 |
| | 0.1 | 22.27359568 | 7.5507657 |
| | 0.18 | 23.44795542 | 6.58791625 |
| | 0.3 | 25.87345686 | 9.94134884 |
| | baseline | 4.793552674 | 4.9661467 |

| K3 | b1 |
|----|----------|
| | 0 |
| | 0.01 |
| | 0.03 |
| | 0.1 |
| | 0.18 |
| | 0.3 |
| K6 | baseline |
| | 0 |
| | 0.01 |
| | 0.03 |

| | | | |
|-----|----------|-------------|------------|
| K 8 | 0 | 1.789309187 | 0.6478223 |
| | 0.01 | 2.235102782 | 0.47295012 |
| | 0.03 | 4.427889214 | 0.81195852 |
| | 0.1 | 16.5398311 | 15.9463187 |
| | 0.18 | 15.62007097 | 23.1394737 |
| | 0.3 | 21.74611894 | 5.51059283 |
| | baseline | 2.932739502 | 0.83094211 |
| L 4 | 0 | 3.246118121 | 0.71367227 |
| | 0.01 | 7.309511286 | 0.74683843 |
| | 0.03 | 4.143317282 | 0.90890367 |
| | 0.1 | 23.16980249 | 22.8542753 |
| | 0.18 | 22.88260063 | 25.8275994 |
| | 0.3 | | |
| | baseline | 4.040629706 | 1.27433599 |

| Count of Latency | | Component | |
|------------------|----------|-------------|-------------|
| Rat | Dose | acquisition | performance |
| K 3 | 0 | 10 | 12 |
| | 0.01 | 5 | 6 |
| | 0.03 | 10 | 12 |
| | 0.1 | 20 | 24 |
| | 0.18 | 10 | 12 |
| | 0.3 | 5 | 6 |
| | baseline | 30 | 36 |
| K 6 | 0 | 10 | 12 |
| | 0.01 | 5 | 6 |
| | 0.03 | 10 | 12 |
| | 0.1 | 25 | 30 |
| | 0.18 | 20 | 24 |
| | 0.3 | 5 | 6 |
| | baseline | 30 | 36 |
| K 8 | 0 | 20 | 24 |
| | 0.01 | 10 | 12 |
| | 0.03 | 20 | 24 |
| | 0.1 | 25 | 30 |
| | 0.18 | 15 | 18 |
| | 0.3 | 10 | 12 |
| | baseline | 60 | 72 |
| L 4 | 0 | 15 | 18 |
| | 0.01 | 15 | 18 |
| | 0.03 | 15 | 18 |
| | 0.1 | 25 | 30 |
| | 0.18 | 15 | 18 |
| | 0.3 | | |
| | baseline | 55 | 66 |

LAT

| | |
|----|----------|
| | 0.1 |
| | 0.18 |
| | 0.3 |
| K8 | baseline |

| | |
|----|----------|
| | 0 |
| | 0.01 |
| | 0.03 |
| | 0.1 |
| | 0.18 |
| | 0.3 |
| L4 | baseline |

| | |
|--|------|
| | 0 |
| | 0.01 |
| | 0.03 |
| | 0.1 |
| | 0.18 |
| | 0.3 |

| | |
|----|----|
| K3 | bl |
|----|----|

| | |
|--|------|
| | sal |
| | 0.01 |
| | 0.03 |
| | 0.1 |
| | 0.18 |
| | 0.3 |

| | |
|----|----|
| K6 | bl |
|----|----|

| | |
|--|------|
| | sal |
| | 0.01 |
| | 0.03 |
| | 0.1 |
| | 0.18 |
| | 0.3 |

| | |
|----|----|
| K8 | bl |
|----|----|

| | |
|--|------|
| | sal |
| | 0.01 |
| | 0.03 |
| | 0.1 |
| | 0.18 |
| | 0.3 |

| | |
|----|----|
| L4 | bl |
|----|----|

| | |
|--|------|
| | sal |
| | 0.01 |
| | 0.03 |

| | |
|--|------|
| | 0.1 |
| | 0.18 |

| Average of Lat | | Component | |
|----------------|-----|-------------------------|------|
| Dose | Rat | acquisition performance | |
| 0 | K 3 | 6.2 | 2.4 |
| | K 6 | 7.0 | 2.4 |
| | K 8 | 3.6 | 2.0 |
| | L 4 | 4.8 | 2.4 |
| 0.01 | K 3 | 5.5 | 2.0 |
| | K 6 | 5.3 | 1.9 |
| | K 8 | 4.9 | 1.8 |
| | L 4 | 6.0 | 2.1 |
| 0.03 | K 3 | 6.1 | 2.1 |
| | K 6 | 4.5 | 2.3 |
| | K 8 | 5.5 | 2.2 |
| | L 4 | 5.1 | 2.4 |
| 0.1 | K 3 | 26.0 | 7.0 |
| | K 6 | 18.1 | 5.7 |
| | K 8 | 12.7 | 8.1 |
| | L 4 | 21.8 | 15.5 |
| 0.18 | K 3 | 36.7 | 20.2 |
| | K 6 | 31.4 | 7.6 |
| | K 8 | 16.4 | 20.0 |
| | K 8 | 8.0 | 2.0 |
| | L 4 | 28.1 | 34.4 |
| 0.3 | K 3 | 45.0 | 24.9 |
| | K 6 | 41.3 | 17.9 |
| | K 8 | 26.4 | 7.3 |
| | L 4 | | |
| baseline | K 3 | 5.6 | 2.7 |
| | K 6 | 6.4 | 3.5 |
| | K 8 | 4.9 | 2.1 |
| | L 4 | 5.5 | 2.7 |

ion
ance

| | |
|-------------|-------|
| performance | |
| 5 | 6 |
| 1.98 | 2.66 |
| 1.59 | 2.17 |
| 2.00 | 2.32 |
| 6.04 | 7.57 |
| 10.52 | 22.43 |
| 7.57 | 11.69 |
| 2.30 | 2.86 |

| | |
|-------------|-------|
| performance | |
| 5 | 6 |
| 0.53 | 0.50 |
| 0.58 | 0.55 |
| 1.14 | 0.73 |
| 13.54 | 14.43 |
| 16.17 | 21.59 |
| 1.76 | 5.90 |
| 1.44 | 2.14 |

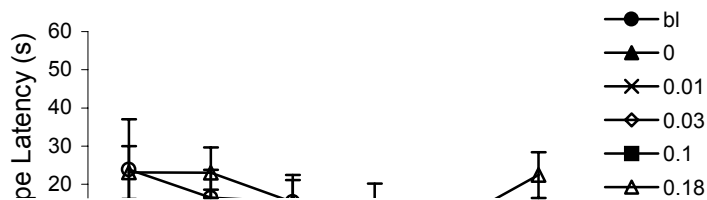
| | |
|-------------|-------|
| performance | |
| 5 | 6 |
| 11.00 | 11.00 |
| 7.00 | 7.00 |
| 11.00 | 11.00 |
| 19.00 | 19.00 |
| 13.00 | 13.00 |
| 4.00 | 4.00 |
| 35.00 | 35.00 |

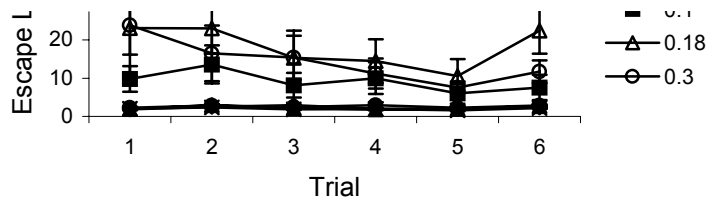
| | | |
|-------|-------|------|
| 0.244 | 0.361 | bl |
| 0.159 | 0.152 | 0 |
| 0.220 | 0.208 | 0.01 |
| 0.344 | 0.221 | 0.03 |
| 3.106 | 3.310 | 0.1 |
| 4.484 | 5.987 | 0.18 |
| 0.881 | 2.952 | 0.3 |

PERF

| | | |
|------|-------|-------|
| | 1 | 2 |
| bl | 2.29 | 2.84 |
| 0 | 1.92 | 2.92 |
| 0.01 | 1.97 | 2.33 |
| 0.03 | 1.88 | 2.48 |
| 0.1 | 9.84 | 13.62 |
| 0.18 | 23.09 | 23.03 |
| 0.3 | 23.85 | 16.51 |

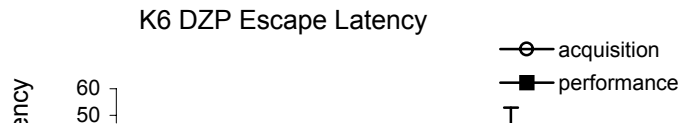
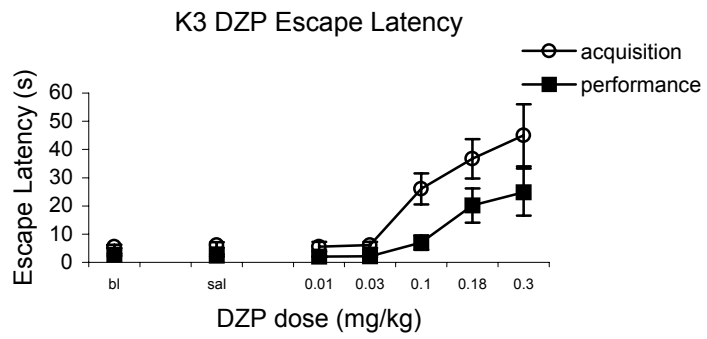
DZP Performance Average Escape Latency





0.610508239 0.408488168
 0.981806102 0.396558108
 1.712738742 0.158022502
 1.07687516 0.371657069
 5.49326365 2.558383131
 6.997345878 6.047679928
 11.0176561 8.367850945

0.875178977 0.827691116
 1.189150257 0.20291235
 1.644635522 0.2769316
 0.525493313 0.180117106



4.454719135 1.3785749
 5.243122225 1.344752774
 11.57096167 4.058538667
 0.39992294 0.0979277

0.400101698 0.132236173

0.706801559 0.13652894
 0.990106128 0.165740338
 3.307966219 2.911386157
 4.033084983 5.454026249
 6.876726611 1.590771127
 0.5448384 0.1568599

0.838144095 0.168214166

1.887307699 0.176031507
 1.069799922 0.21423065
 4.633960498 4.172600705
 5.908262076 6.087623568
 #DIV/0! #DIV/0!

| 5.599 2.696111111 |

| 6.171 2.425 |

| 5.528 2.033333333 |
 | 6.127 2.1325 |
 | 26.035 6.979166667 |
 | 36.694 20.15583333 |
 | 45.024 24.88166667 |
 | 6.409 3.473888889 |

| 7.045 2.390833333 |

| 5.274 1.876666667 |
 | 4.489 2.288333333 |
 | 18.1232 5.708333333 |
 | 31.3915 7.616666667 |
 | 41.332 17.93833333 |

| 4.891833333 2.086666667 |

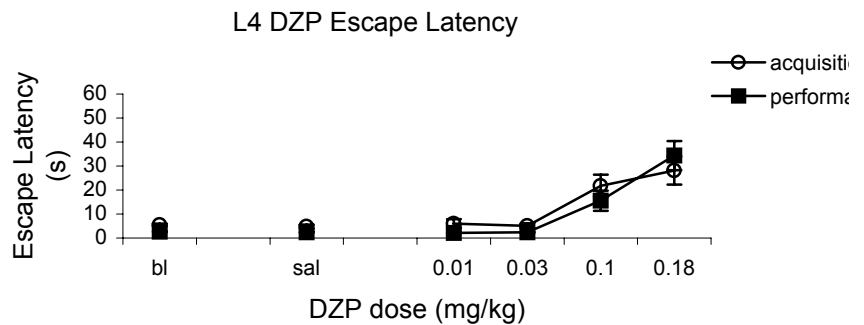
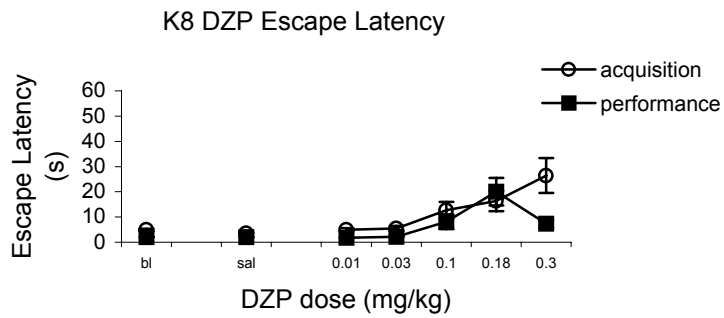
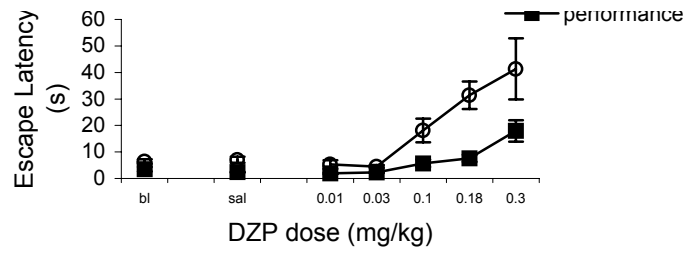
| 3.588 2.039583333 |

| 4.902 1.785 |
 | 5.4835 2.21375 |
 | 12.6972 8.144333333 |
 | 16.362 20.01222222 |
 | 26.44 7.348333333 |

| 5.455090909 2.67969697 |

| 4.754 2.368888889 |

| 6.004666667 2.111666667 |
 | 5.069333333 2.4 |



| | |
|---------|-------------|
| 21.7684 | 15.538 |
| 28.146 | 34.35888889 |

| 3 | 4 | 5 | 6 |
|-------|-------|-------|-------|
| 2.45 | 2.96 | 2.30 | 2.86 |
| 2.22 | 1.88 | 1.98 | 2.66 |
| 1.85 | 1.92 | 1.59 | 2.17 |
| 2.90 | 2.00 | 2.00 | 2.32 |
| 8.17 | 10.00 | 6.04 | 7.57 |
| 15.35 | 14.46 | 10.52 | 22.43 |
| 15.45 | 11.21 | 7.57 | 11.69 |

- └ acquisition
- └ performance