

Rat	Date	Drug	Dose	Component	Tria	Drop	Plat.	Loc	Distance	Optimal	Ratio
K 3	1/18/02	combo	0.03 x 1.	performan	6 N		0	46.61	58.61		0
K 3	1/17/02	combo	baseline	performan	6 S		0	141.94	107.5	0.320372	
K 3	1/15/02	combo	0.1 x 3.0	performan	6 E		0	137.05	108.3	0.265466	
K 3	1/11/02	combo	0.03 x 3.	performan	6 S		0	106.84	107.5		0
K 3	1/10/02	combo	baseline	performan	6 E		0	105.01	108.3		0
K 3	1/8/02	combo	0 x 0	performan	6 N		0	37.93	58.61		0
K 3	1/4/02	combo	0.1 x 1.0	performan	6 S		0	109.6	107.5	0.019535	
K 3	1/3/02	combo	baseline	performan	6 S		0	107.16	107.5		0
K 3	1/1/02	combo	0.1 x 3.0	performan	6 S		0	111.62	107.5	0.038326	
K 3	12/28/01	combo	0.03 x 1.	performan	6 W		0	46.79	42.02	0.113517	
K 3	12/27/01	combo	baseline	performan	6 N		0	61.2	58.61	0.04419	
K 3	12/21/01	combo	0.1 x 1.0	performan	6 W		0	54.83	42.02	0.304855	
K 3	12/20/01	combo	baseline	performan	6 E		0	120.22	108.3	0.110065	
K 3	12/18/01	combo	0.03 x 3.	performan	6 E		0	124.67	108.3	0.151154	
K 3	12/11/01	combo	0.1 x 3.0	performan	6 W		0	182.43	42.02	3.341504	
K 3	12/7/01	combo	0 x 0	performan	6 W		0	113.65	42.02	1.704664	
K 3	12/6/01	combo	baseline	performan	6 N		0	51.56	58.61		0
K 6	1/18/02	combo	0.03 x 1.	performan	6 N		0	33.76	58.61		0
K 6	1/17/02	combo	baseline	performan	6 S		0	105.37	107.5		0
K 6	1/15/02	combo	0.1 x 3.0	performan	6 E		0	113.57	108.3	0.048661	
K 6	1/11/02	combo	0.03 x 3.	performan	6 S		0	109.17	107.5	0.015535	
K 6	1/10/02	combo	baseline	performan	6 E		0	145.25	108.3	0.341182	
K 6	1/8/02	combo	0 x 0	performan	6 N		0	49.9	58.61		0
K 6	1/4/02	combo	0.1 x 1.0	performan	6 S		0	113.23	107.5	0.053302	
K 6	1/3/02	combo	baseline	performan	6 S		0	110.34	107.5	0.026419	
K 6	1/1/02	combo	0.1 x 3.0	performan	6 S		0	99.41	107.5		0
K 6	12/28/01	combo	0.03 x 1.	performan	6 W		0	45.8	42.02	0.089957	
K 6	12/27/01	combo	baseline	performan	6 N		0	86.2	58.61	0.470739	
K 6	12/21/01		0.1 x 1.0	performan	6 W		0	52.53	42.02	0.250119	
K 6	12/20/01	combo	baseline	performan	6 E		0	137.98	108.3	0.274054	
K 6	12/18/01	combo	0.03 x 3.	performan	6 E		0	129.54	108.3	0.196122	
K 6	12/11/01	combo	0.1 x 3.0	performan	6 W		0	486.87	42.02	10.58663	
K 6	12/7/01	combo	0 x 0	performan	6 W		0	46.47	42.02	0.105902	
K 6	12/6/01	combo	baseline	performan	6 N		0	53.65	58.61		0
K 8	1/15/02	combo	0.1 x 3.0	performan	6 E		0	131.43	108.3	0.213573	
K 8	1/11/02	combo	0.03 x 3.	performan	6 S		0	114.14	107.5	0.061767	
K 8	1/10/02	combo	baseline	performan	6 E		0	106.42	108.3		0
K 8	1/8/02	combo	0 x 0	performan	6 N		0	56.48	58.61		0
K 8	1/4/02	combo	0.1 x 1.0	performan	6 S		0	117.8	107.5	0.095814	
K 8	1/3/02	combo	baseline	performan	6 S		0	102.35	107.5		0
K 8	1/1/02	combo	0.1 x 3.0	performan	6 S		0	110.78	107.5	0.030512	
K 8	12/28/01	combo	0.03 x 1.	performan	6 W		0	61.58	42.02	0.465493	
K 8	12/27/01	combo	baseline	performan	6 N		0	96.45	58.61	0.645624	
K 8	12/21/01	combo	0.1 x 1.0	performan	6 W		0	76.78	42.02	0.827225	
K 8	12/20/01	combo	baseline	performan	6 E		0	159.18	108.3	0.469806	
K 8	12/18/01	combo	0.03 x 3.	performan	6 E		0	133.73	108.3	0.234811	
K 8	12/11/01	combo	0.1 x 3.0	performan	6 W		0	74.24	42.02	0.766778	
K 8	12/7/01	combo	0.03 x 1.	performan	6 W		0	44.79	42.02	0.065921	
K 8	12/6/01	combo	baseline	performan	6 N		0	56.65	58.61		0
K 8	12/4/01	combo	0 x 0	performan	6 N		0	62.36	58.61	0.063982	
L 4	2/15/02	combo	0.1 x 1.0	performan	6 W		0	78.53	42.02	0.868872	
L 4	2/14/02	combo	baseline	performan	6 S		0	109.24	107.5	0.016186	
L 4	2/12/02	combo	0 x 0	performan	6 W		0	64.87	42.02	0.543789	
L 4	2/8/02	combo	0.03 x 3.	performan	6 S		0	106.62	107.5		0
L 4	2/7/02	combo	baseline	performan	6 N		0	52.02	58.61		0

L 4	2/5/02	combo	0.1 x 3.0	performan	6 N	0	71.99	58.61	0.228289
L 4	2/1/02	combo	0.1 x 1.0	performan	6 E	0	152.64	108.3	0.409418
L 4	1/31/02	combo	baseline	performan	6 N	0	52.33	58.61	0
L 4	1/29/02	combo	0 x 0	performan	6 W	0	53.38	42.02	0.270347
L 4	1/22/02	combo	0.03 x 3.	performan	6 S	0	111.81	107.5	0.040093
L 4	1/18/02	combo	0.03 x 1.	performan	6 N	0	52.59	58.61	0
L 4	1/17/02	combo	baseline	performan	6 S	0	124.63	107.5	0.159349
L 4	1/15/02	combo	0.1 x 3.0	performan	6 E	0	147.98	108.3	0.36639
L 4	1/11/02	combo	0.03 x 3.	performan	6 S	0	103.18	107.5	0
L 4	1/10/02	combo	baseline	performan	6 E	0	133.45	108.3	0.232225
L 4	1/8/02	combo	0 x 0	performan	6 N	0	61.89	58.61	0.055963
L 4	1/4/02	combo	0.1 x 1.0	performan	6 S	0	118.77	107.5	0.104837
L 4	1/3/02	combo	baseline	performan	6 S	0	104.79	107.5	0
L 4	1/1/02	combo	0.1 x 3.0	performan	6 S	0	118.97	107.5	0.106698
L 4	12/28/01	combo	0.03 x 1.	performan	6 W	0	44.99	42.02	0.070681
K 3	1/18/02	combo	0.03 x 1.	performan	5 W	0	59.04	42.02	0.405045
K 3	1/17/02	combo	baseline	performan	5 W	0	51.37	42.02	0.222513
K 3	1/15/02	combo	0.1 x 3.0	performan	5 S	0	146.1	107.5	0.35907
K 3	1/11/02	combo	0.03 x 3.	performan	5 E	0	125.16	108.3	0.155679
K 3	1/10/02	combo	baseline	performan	5 N	0	84.09	58.61	0.434738
K 3	1/8/02	combo	0 x 0	performan	5 W	0	50.21	42.02	0.194907
K 3	1/4/02	combo	0.1 x 1.0	performan	5 W	0	65.86	42.02	0.567349
K 3	1/3/02	combo	baseline	performan	5 E	0	116.21	108.3	0.073038
K 3	1/1/02	combo	0.1 x 3.0	performan	5 W	0	58.37	42.02	0.3891
K 3	12/28/01	combo	0.03 x 1.	performan	5 N	0	52.1	58.61	0
K 3	12/27/01	combo	baseline	performan	5 E	0	111.69	108.3	0.031302
K 3	12/21/01	combo	0.1 x 1.0	performan	5 S	0	116.46	107.5	0.083349
K 3	12/20/01	combo	baseline	performan	5 S	0	105.85	107.5	0
K 3	12/18/01	combo	0.03 x 3.	performan	5 S	0	152.39	107.5	0.417581
K 3	12/11/01	combo	0.1 x 3.0	performan	5 N	0	56.28	58.61	0
K 3	12/7/01	combo	0 x 0	performan	5 S	0	142.36	107.5	0.324279
K 3	12/6/01	combo	baseline	performan	5 W	0	55.76	42.02	0.326987
K 6	1/18/02	combo	0.03 x 1.	performan	5 W	0	52.39	42.02	0.246787
K 6	1/17/02	combo	baseline	performan	5 W	0	52.01	42.02	0.237744
K 6	1/15/02	combo	0.1 x 3.0	performan	5 S	0	100.23	107.5	0
K 6	1/11/02	combo	0.03 x 3.	performan	5 E	0	112.88	108.3	0.04229
K 6	1/10/02	combo	baseline	performan	5 N	0	61.11	58.61	0.042655
K 6	1/8/02	combo	0 x 0	performan	5 W	0	58.61	42.02	0.394812
K 6	1/4/02	combo	0.1 x 1.0	performan	5 W	0	46.33	42.02	0.10257
K 6	1/3/02	combo	baseline	performan	5 E	0	130	108.3	0.200369
K 6	1/1/02	combo	0.1 x 3.0	performan	5 W	0	58.96	42.02	0.403141
K 6	12/28/01	combo	0.03 x 1.	performan	5 N	0	54.09	58.61	0
K 6	12/27/01	combo	baseline	performan	5 E	0	122.96	108.3	0.135365
K 6	12/21/01		0.1 x 1.0	performan	5 S	0	114.36	107.5	0.063814
K 6	12/20/01	combo	baseline	performan	5 S	0	113.56	107.5	0.056372
K 6	12/18/01	combo	0.03 x 3.	performan	5 S	0	114.08	107.5	0.061209
K 6	12/11/01	combo	0.1 x 3.0	performan	5 N	0	66.93	58.61	0.141955
K 6	12/7/01	combo	0 x 0	performan	5 S	0	105.68	107.5	0
K 6	12/6/01	combo	baseline	performan	5 W	0	42.31	42.02	0.006901
K 8	1/15/02	combo	0.1 x 3.0	performan	5 S	0	163.93	107.5	0.52493
K 8	1/11/02	combo	0.03 x 3.	performan	5 E	0	119.22	108.3	0.100831
K 8	1/10/02	combo	baseline	performan	5 N	0	49.03	58.61	0
K 8	1/8/02	combo	0 x 0	performan	5 W	0	54.8	42.02	0.304141
K 8	1/4/02	combo	0.1 x 1.0	performan	5 W	0	71.24	42.02	0.695383
K 8	1/3/02	combo	baseline	performan	5 E	0	126.18	108.3	0.165097
K 8	1/1/02	combo	0.1 x 3.0	performan	5 W	0	57.28	42.02	0.36316

K 8	12/28/01	combo	0.03 x 1.	performan	5 N	0	68.13	58.61	0.16243
K 8	12/27/01	combo	baseline	performan	5 E	0	114.77	108.3	0.059741
K 8	12/21/01	combo	0.1 x 1.0	performan	5 S	0	101.78	107.5	0
K 8	12/20/01	combo	baseline	performan	5 S	0	108.8	107.5	0.012093
K 8	12/18/01	combo	0.03 x 3.	performan	5 S	0	101.74	107.5	0
K 8	12/11/01	combo	0.1 x 3.0	performan	5 N	0	67.05	58.61	0.144003
K 8	12/7/01	combo	0.03 x 1.	performan	5 S	0	108.76	107.5	0.011721
K 8	12/6/01	combo	baseline	performan	5 W	0	51.86	42.02	0.234174
K 8	12/4/01	combo	0 x 0	performan	5 E	0	120.99	108.3	0.117175
L 4	2/15/02	combo	0.1 x 1.0	performan	5 S	0	110	107.5	0.023256
L 4	2/14/02	combo	baseline	performan	5 E	0	134.48	108.3	0.241736
L 4	2/12/02	combo	0 x 0	performan	5 N	0	62.51	58.61	0.066542
L 4	2/8/02	combo	0.03 x 3.	performan	5 W	0	53.67	42.02	0.277249
L 4	2/7/02	combo	baseline	performan	5 E	0	142.55	108.3	0.316251
L 4	2/5/02	combo	0.1 x 3.0	performan	5 W	0	57.68	42.02	0.37268
L 4	2/1/02	combo	0.1 x 1.0	performan	5 S	0	117.59	107.5	0.09386
L 4	1/31/02	combo	baseline	performan	5 E	0	132.66	108.3	0.224931
L 4	1/29/02	combo	0 x 0	performan	5 S	0	117.96	107.5	0.097302
L 4	1/22/02	combo	0.03 x 3.	performan	5 E	0	138.49	108.3	0.278763
L 4	1/18/02	combo	0.03 x 1.	performan	5 W	0	52.01	42.02	0.237744
L 4	1/17/02	combo	baseline	performan	5 W	0	48.5	42.02	0.154212
L 4	1/15/02	combo	0.1 x 3.0	performan	5 S	0	101.81	107.5	0
L 4	1/11/02	combo	0.03 x 3.	performan	5 E	0	121.86	108.3	0.125208
L 4	1/10/02	combo	baseline	performan	5 N	0	65.08	58.61	0.110391
L 4	1/8/02	combo	0 x 0	performan	5 W	0	57.97	42.02	0.379581
L 4	1/4/02	combo	0.1 x 1.0	performan	5 W	0	47.22	42.02	0.123751
L 4	1/3/02	combo	baseline	performan	5 E	0	147.77	108.3	0.364451
L 4	1/1/02	combo	0.1 x 3.0	performan	5 W	0	37.61	42.02	0
L 4	12/28/01	combo	0.03 x 1.	performan	5 N	0	61.64	107.5	0
K 3	1/18/02	combo	0.03 x 1.	performan	4 S	0	110.15	107.5	0.024651
K 3	1/17/02	combo	baseline	performan	4 N	0	48.9	58.61	0
K 3	1/15/02	combo	0.1 x 3.0	performan	4 W	0	71.76	42.02	0.707758
K 3	1/11/02	combo	0.03 x 3.	performan	4 N	0	46.89	58.61	0
K 3	1/10/02	combo	baseline	performan	4 W	0	101.79	42.02	1.422418
K 3	1/8/02	combo	0 x 0	performan	4 S	0	109.57	107.5	0.019256
K 3	1/4/02	combo	0.1 x 1.0	performan	4 N	0	44.52	58.61	0
K 3	1/3/02	combo	baseline	performan	4 N	0	55.54	58.61	0
K 3	1/1/02	combo	0.1 x 3.0	performan	4 N	0	59.35	58.61	0.012626
K 3	12/28/01	combo	0.03 x 1.	performan	4 E	0	109.24	108.3	0.00868
K 3	12/27/01	combo	baseline	performan	4 S	0	155.17	107.5	0.443442
K 3	12/21/01	combo	0.1 x 1.0	performan	4 E	0	149.63	108.3	0.381625
K 3	12/20/01	combo	baseline	performan	4 W	0	71.43	42.02	0.699905
K 3	12/18/01	combo	0.03 x 3.	performan	4 W	0	111.35	42.02	1.649929
K 3	12/11/01	combo	0.1 x 3.0	performan	4 E	0	122.89	108.3	0.134718
K 3	12/7/01	combo	0 x 0	performan	4 W	0	118.46	42.02	1.819134
K 3	12/6/01	combo	baseline	performan	4 S	0	104.4	107.5	0
K 6	1/18/02	combo	0.03 x 1.	performan	4 S	0	107.53	107.5	0.000279
K 6	1/17/02	combo	baseline	performan	4 N	0	44.89	58.61	0
K 6	1/15/02	combo	0.1 x 3.0	performan	4 W	0	51.41	42.02	0.223465
K 6	1/11/02	combo	0.03 x 3.	performan	4 N	0	48.04	58.61	0
K 6	1/10/02	combo	baseline	performan	4 W	0	50.17	42.02	0.193955
K 6	1/8/02	combo	0 x 0	performan	4 S	0	112.35	107.5	0.045116
K 6	1/4/02	combo	0.1 x 1.0	performan	4 N	0	63.56	58.61	0.084457
K 6	1/3/02	combo	baseline	performan	4 N	0	75.28	58.61	0.284422
K 6	1/1/02	combo	0.1 x 3.0	performan	4 N	0	57.26	58.61	0
K 6	12/28/01	combo	0.03 x 1.	performan	4 E	0	124.06	108.3	0.145522

K 6	12/27/01	combo	baseline performan	4 S	0	108.69	107.5	0.01107
K 6	12/21/01		0.1 x 1.0performan	4 E	0	124.1	108.3	0.145891
K 6	12/20/01	combo	baseline performan	4 W	0	39.39	42.02	0
K 6	12/18/01	combo	0.03 x 3.0performan	4 W	0	47.18	42.02	0.122799
K 6	12/11/01	combo	0.1 x 3.0performan	4 E	0	148.5	108.3	0.371191
K 6	12/7/01	combo	0 x 0 performan	4 W	0	48.38	42.02	0.151356
K 6	12/6/01	combo	baseline performan	4 S	0	103.29	107.5	0
K 8	1/15/02	combo	0.1 x 3.0performan	4 W	0	222.39	42.02	4.29248
K 8	1/11/02	combo	0.03 x 3.0performan	4 N	0	64.47	58.61	0.099983
K 8	1/10/02	combo	baseline performan	4 W	0	40.93	42.02	0
K 8	1/8/02	combo	0 x 0 performan	4 S	0	93.76	107.5	0
K 8	1/4/02	combo	0.1 x 1.0performan	4 N	0	45.15	58.61	0
K 8	1/3/02	combo	baseline performan	4 N	0	57.41	58.61	0
K 8	1/1/02	combo	0.1 x 3.0performan	4 N	0	52.44	58.61	0
K 8	12/28/01	combo	0.03 x 1.0performan	4 E	0	132.57	108.3	0.2241
K 8	12/27/01	combo	baseline performan	4 S	0	100.89	107.5	0
K 8	12/21/01	combo	0.1 x 1.0performan	4 E	0	149.61	108.3	0.38144
K 8	12/20/01	combo	baseline performan	4 W	0	64.69	42.02	0.539505
K 8	12/18/01	combo	0.03 x 3.0performan	4 W	0	77.33	42.02	0.840314
K 8	12/11/01	combo	0.1 x 3.0performan	4 E	0	145.9	108.3	0.347184
K 8	12/7/01	combo	0.03 x 1.0performan	4 W	0	56.82	42.02	0.352213
K 8	12/6/01	combo	baseline performan	4 S	0	103.54	107.5	0
K 8	12/4/01	combo	0 x 0 performan	4 S	0	102.15	107.5	0
L 4	2/15/02	combo	0.1 x 1.0performan	4 E	0	105.25	108.3	0
L 4	2/14/02	combo	baseline performan	4 N	0	67.41	58.61	0.150145
L 4	2/12/02	combo	0 x 0 performan	4 E	0	112.3	108.3	0.036934
L 4	2/8/02	combo	0.03 x 3.0performan	4 N	0	62.56	58.61	0.067395
L 4	2/7/02	combo	baseline performan	4 S	0	115.76	107.5	0.076837
L 4	2/5/02	combo	0.1 x 3.0performan	4 S	0	109.97	107.5	0.022977
L 4	2/1/02	combo	0.1 x 1.0performan	4 W	0	55.8	42.02	0.327939
L 4	1/31/02	combo	baseline performan	4 S	0	177.44	107.5	0.650605
L 4	1/29/02	combo	0 x 0 performan	4 E	0	126.72	108.3	0.170083
L 4	1/22/02	combo	0.03 x 3.0performan	4 N	0	63.58	58.61	0.084798
L 4	1/18/02	combo	0.03 x 1.0performan	4 S	0	108.68	107.5	0.010977
L 4	1/17/02	combo	baseline performan	4 N	0	58.58	58.61	0
L 4	1/15/02	combo	0.1 x 3.0performan	4 W	0	50.37	42.02	0.198715
L 4	1/11/02	combo	0.03 x 3.0performan	4 N	0	74.45	58.61	0.270261
L 4	1/10/02	combo	baseline performan	4 W	0	45.18	42.02	0.075202
L 4	1/8/02	combo	0 x 0 performan	4 S	0	105.5	107.5	0
L 4	1/4/02	combo	0.1 x 1.0performan	4 N	0	115.21	58.61	0.965706
L 4	1/3/02	combo	baseline performan	4 N	0	65.99	58.61	0.125917
L 4	1/1/02	combo	0.1 x 3.0performan	4 N	0	81.11	58.61	0.383894
L 4	12/28/01	combo	0.03 x 1.0performan	4 E	0	144.47	42.02	2.438125
K 3	1/18/02	combo	0.03 x 1.0performan	3 E	0	126.64	108.3	0.169344
K 3	1/17/02	combo	baseline performan	3 E	0	116.05	108.3	0.07156
K 3	1/15/02	combo	0.1 x 3.0performan	3 N	0	74.81	58.61	0.276403
K 3	1/11/02	combo	0.03 x 3.0performan	3 W	0	47.3	42.02	0.125654
K 3	1/10/02	combo	baseline performan	3 S	0	105.07	107.5	0
K 3	1/8/02	combo	0 x 0 performan	3 E	0	115.7	108.3	0.068329
K 3	1/4/02	combo	0.1 x 1.0performan	3 E	0	113.2	108.3	0.045245
K 3	1/3/02	combo	baseline performan	3 W	0	40.2	42.02	0
K 3	1/1/02	combo	0.1 x 3.0performan	3 E	0	112.76	108.3	0.041182
K 3	12/28/01	combo	0.03 x 1.0performan	3 S	0	140.91	107.5	0.310791
K 3	12/27/01	combo	baseline performan	3 W	0	57.29	42.02	0.363398
K 3	12/21/01	combo	0.1 x 1.0performan	3 N	0	48.2	58.61	0
K 3	12/20/01	combo	baseline performan	3 N	0	57.39	58.61	0

K 3	12/18/01	combo	0.03 x 3.	performan	3 N	0	47.26	58.61	0
K 3	12/11/01	combo	0.1 x 3.0	performan	3 S	0	131.91	107.5	0.22707
K 3	12/7/01	combo	0 x 0	performan	3 N	0	56.47	58.61	0
K 3	12/6/01	combo	baseline	performan	3 E	0	120.39	108.3	0.111634
K 6	1/18/02	combo	0.03 x 1.	performan	3 E	0	124.99	108.3	0.154109
K 6	1/17/02	combo	baseline	performan	3 E	0	136.13	108.3	0.256971
K 6	1/15/02	combo	0.1 x 3.0	performan	3 N	0	50.88	58.61	0
K 6	1/11/02	combo	0.03 x 3.	performan	3 W	0	49.28	42.02	0.172775
K 6	1/10/02	combo	baseline	performan	3 S	0	106.66	107.5	0
K 6	1/8/02	combo	0 x 0	performan	3 E	0	110.24	108.3	0.017913
K 6	1/4/02	combo	0.1 x 1.0	performan	3 E	0	117.86	108.3	0.088273
K 6	1/3/02	combo	baseline	performan	3 W	0	33.44	42.02	0
K 6	1/1/02	combo	0.1 x 3.0	performan	3 E	0	123.95	108.3	0.144506
K 6	12/28/01	combo	0.03 x 1.	performan	3 S	0	115.84	107.5	0.077581
K 6	12/27/01	combo	baseline	performan	3 W	0	52.67	42.02	0.253451
K 6	12/21/01	combo	0.1 x 1.0	performan	3 N	0	58.87	58.61	0.004436
K 6	12/20/01	combo	baseline	performan	3 N	0	53.72	58.61	0
K 6	12/18/01	combo	0.03 x 3.	performan	3 N	0	71.85	58.61	0.2259
K 6	12/11/01	combo	0.1 x 3.0	performan	3 S	0	112.11	107.5	0.042884
K 6	12/7/01	combo	0 x 0	performan	3 N	0	51.38	58.61	0
K 6	12/6/01	combo	baseline	performan	3 E	0	115.79	108.3	0.06916
K 8	1/15/02	combo	0.1 x 3.0	performan	3 N	0	69.28	58.61	0.182051
K 8	1/11/02	combo	0.03 x 3.	performan	3 W	0	51.24	42.02	0.219419
K 8	1/10/02	combo	baseline	performan	3 S	0	103.51	107.5	0
K 8	1/8/02	combo	0 x 0	performan	3 E	0	115.02	108.3	0.06205
K 8	1/4/02	combo	0.1 x 1.0	performan	3 E	0	125.45	108.3	0.158356
K 8	1/3/02	combo	baseline	performan	3 W	0	59.11	42.02	0.406711
K 8	1/1/02	combo	0.1 x 3.0	performan	3 E	0	122.77	108.3	0.13361
K 8	12/28/01	combo	0.03 x 1.	performan	3 S	0	107.46	107.5	0
K 8	12/27/01	combo	baseline	performan	3 W	0	57.1	42.02	0.358877
K 8	12/21/01	combo	0.1 x 1.0	performan	3 N	0	43.41	58.61	0
K 8	12/20/01	combo	baseline	performan	3 N	0	61.88	58.61	0.055793
K 8	12/18/01	combo	0.03 x 3.	performan	3 N	0	70.61	58.61	0.204743
K 8	12/11/01	combo	0.1 x 3.0	performan	3 S	0	186.44	107.5	0.734326
K 8	12/7/01	combo	0.03 x 1.	performan	3 N	0	79.4	58.61	0.354718
K 8	12/6/01	combo	baseline	performan	3 E	0	116.51	108.3	0.075808
K 8	12/4/01	combo	0 x 0	performan	3 W	0	46.62	42.02	0.109472
L 4	2/15/02	combo	0.1 x 1.0	performan	3 N	0	63.86	58.61	0.089575
L 4	2/14/02	combo	baseline	performan	3 W	0	73.15	42.02	0.740838
L 4	2/12/02	combo	0 x 0	performan	3 S	0	116.77	107.5	0.086233
L 4	2/8/02	combo	0.03 x 3.	performan	3 E	0	117.24	108.3	0.082548
L 4	2/7/02	combo	baseline	performan	3 W	0	56.08	42.02	0.334603
L 4	2/5/02	combo	0.1 x 3.0	performan	3 E	0	192.58	108.3	0.778209
L 4	2/1/02	combo	0.1 x 1.0	performan	3 N	0	91.29	58.61	0.557584
L 4	1/31/02	combo	baseline	performan	3 W	0	42.8	42.02	0.018563
L 4	1/29/02	combo	0 x 0	performan	3 N	0	56.54	58.61	0
L 4	1/22/02	combo	0.03 x 3.	performan	3 W	0	49.58	42.02	0.179914
L 4	1/18/02	combo	0.03 x 1.	performan	3 E	0	134.7	108.3	0.243767
L 4	1/17/02	combo	baseline	performan	3 E	0	108.68	108.3	0.003509
L 4	1/15/02	combo	0.1 x 3.0	performan	3 N	0	94.3	58.61	0.60894
L 4	1/11/02	combo	0.03 x 3.	performan	3 W	0	50.41	42.02	0.199667
L 4	1/10/02	combo	baseline	performan	3 S	0	114.72	107.5	0.067163
L 4	1/8/02	combo	0 x 0	performan	3 E	0	114.54	108.3	0.057618
L 4	1/4/02	combo	0.1 x 1.0	performan	3 E	0	126.64	108.3	0.169344
L 4	1/3/02	combo	baseline	performan	3 W	0	45.48	42.02	0.082342
L 4	1/1/02	combo	0.1 x 3.0	performan	3 E	0	156.66	108.3	0.446537

L 4	12/28/01	combo	0.03 x 1.	performan	3 S	0	113.69	58.61	0.939771
K 3	1/18/02	combo	0.03 x 1.	performan	2 N	0	67.67	58.61	0.154581
K 3	1/17/02	combo	baseline	performan	2 S	0	142.93	107.5	0.329581
K 3	1/15/02	combo	0.1 x 3.0	performan	2 E	0	135.02	108.3	0.246722
K 3	1/11/02	combo	0.03 x 3.	performan	2 S	0	110.97	107.5	0.032279
K 3	1/10/02	combo	baseline	performan	2 E	0	118.81	108.3	0.097045
K 3	1/8/02	combo	0 x 0	performan	2 N	0	47.61	58.61	0
K 3	1/4/02	combo	0.1 x 1.0	performan	2 S	0	104.94	107.5	0
K 3	1/3/02	combo	baseline	performan	2 S	0	98.15	107.5	0
K 3	1/1/02	combo	0.1 x 3.0	performan	2 S	0	130.38	107.5	0.212837
K 3	12/28/01	combo	0.03 x 1.	performan	2 W	0	42.08	42.02	0.001428
K 3	12/27/01	combo	baseline	performan	2 N	0	59.17	58.61	0.009555
K 3	12/21/01	combo	0.1 x 1.0	performan	2 W	0	168	42.02	2.998096
K 3	12/20/01	combo	baseline	performan	2 E	0	131.89	108.3	0.217821
K 3	12/18/01	combo	0.03 x 3.	performan	2 E	0	112.86	108.3	0.042105
K 3	12/11/01	combo	0.1 x 3.0	performan	2 W	0	36.82	42.02	0
K 3	12/7/01	combo	0 x 0	performan	2 E	0	104.91	108.3	0
K 3	12/6/01	combo	baseline	performan	2 N	0	41.17	58.61	0
K 6	1/18/02	combo	0.03 x 1.	performan	2 N	0	50.5	58.61	0
K 6	1/17/02	combo	baseline	performan	2 S	0	109.28	107.5	0.016558
K 6	1/15/02	combo	0.1 x 3.0	performan	2 E	0	148.99	108.3	0.375716
K 6	1/11/02	combo	0.03 x 3.	performan	2 S	0	141.29	107.5	0.314326
K 6	1/10/02	combo	baseline	performan	2 E	0	120.01	108.3	0.108126
K 6	1/8/02	combo	0 x 0	performan	2 N	0	52.17	58.61	0
K 6	1/4/02	combo	0.1 x 1.0	performan	2 S	0	162.33	107.5	0.510047
K 6	1/3/02	combo	baseline	performan	2 S	0	105.04	107.5	0
K 6	1/1/02	combo	0.1 x 3.0	performan	2 S	0	116.05	107.5	0.079535
K 6	12/28/01	combo	0.03 x 1.	performan	2 W	0	52.35	42.02	0.245835
K 6	12/27/01	combo	baseline	performan	2 N	0	53.51	58.61	0
K 6	12/21/01		0.1 x 1.0	performan	2 W	0	57.6	42.02	0.370776
K 6	12/20/01	combo	baseline	performan	2 E	0	115.02	108.3	0.06205
K 6	12/18/01	combo	0.03 x 3.	performan	2 E	0	114.8	108.3	0.060018
K 6	12/11/01	combo	0.1 x 3.0	performan	2 W	0	568.11	42.02	12.51999
K 6	12/7/01	combo	0 x 0	performan	2 E	0	109.43	108.3	0.010434
K 6	12/6/01	combo	baseline	performan	2 N	0	51.57	58.61	0
K 8	1/15/02	combo	0.1 x 3.0	performan	2 E	0	119.32	108.3	0.101754
K 8	1/11/02	combo	0.03 x 3.	performan	2 S	0	110.32	107.5	0.026233
K 8	1/10/02	combo	baseline	performan	2 E	0	106.77	108.3	0
K 8	1/8/02	combo	0 x 0	performan	2 N	0	50.77	58.61	0
K 8	1/4/02	combo	0.1 x 1.0	performan	2 S	0	104.37	107.5	0
K 8	1/3/02	combo	baseline	performan	2 S	0	11.48	107.5	0
K 8	1/1/02	combo	0.1 x 3.0	performan	2 S	0	114.37	107.5	0.063907
K 8	12/28/01	combo	0.03 x 1.	performan	2 W	0	62.32	42.02	0.483103
K 8	12/27/01	combo	baseline	performan	2 N	0	55.52	58.61	0
K 8	12/21/01	combo	0.1 x 1.0	performan	2 W	0	44.99	42.02	0.070681
K 8	12/20/01	combo	baseline	performan	2 E	0	125.03	108.3	0.154478
K 8	12/18/01	combo	0.03 x 3.	performan	2 E	0	116.82	108.3	0.07867
K 8	12/11/01	combo	0.1 x 3.0	performan	2 W	0	62.52	42.02	0.487863
K 8	12/7/01	combo	0.03 x 1.	performan	2 E	0	108.94	108.3	0.00591
K 8	12/6/01	combo	baseline	performan	2 N	0	58.56	58.61	0
K 8	12/4/01	combo	0 x 0	performan	2 N	0	56.99	58.61	0
L 4	2/15/02	combo	0.1 x 1.0	performan	2 W	0	51.42	42.02	0.223703
L 4	2/14/02	combo	baseline	performan	2 S	0	108.7	107.5	0.011163
L 4	2/12/02	combo	0 x 0	performan	2 W	0	60.74	42.02	0.445502
L 4	2/8/02	combo	0.03 x 3.	performan	2 S	0	114.67	107.5	0.066698
L 4	2/7/02	combo	baseline	performan	2 N	0	79.03	58.61	0.348405

L 4	2/5/02	combo	0.1 x 3.0	performan	2 N	0	74.03	58.61	0.263095
L 4	2/1/02	combo	0.1 x 1.0	performan	2 E	0	121.2	108.3	0.119114
L 4	1/31/02	combo	baseline	performan	2 N	0	64.05	58.61	0.092817
L 4	1/29/02	combo	0 x 0	performan	2 W	0	532.28	42.02	11.6673
L 4	1/22/02	combo	0.03 x 3.	performan	2 S	0	112.59	107.5	0.047349
L 4	1/18/02	combo	0.03 x 1.	performan	2 N	0	64.33	58.61	0.097594
L 4	1/17/02	combo	baseline	performan	2 S	0	117.74	107.5	0.095256
L 4	1/15/02	combo	0.1 x 3.0	performan	2 E	0	130.2	108.3	0.202216
L 4	1/11/02	combo	0.03 x 3.	performan	2 S	0	116.73	107.5	0.08586
L 4	1/10/02	combo	baseline	performan	2 E	0	118.89	108.3	0.097784
L 4	1/8/02	combo	0 x 0	performan	2 N	0	66.91	58.61	0.141614
L 4	1/4/02	combo	0.1 x 1.0	performan	2 S	0	159.28	107.5	0.481674
L 4	1/3/02	combo	baseline	performan	2 S	0	115.97	107.5	0.078791
L 4	1/1/02	combo	0.1 x 3.0	performan	2 S	0	120.1	107.5	0.117209
L 4	12/28/01	combo	0.03 x 1.	performan	2 W	0	48.41	108.3	0
K 3	1/18/02	combo	0.03 x 1.	performan	1 W	0	42.28	42.02	0.006188
K 3	1/17/02	combo	baseline	performan	1 W	0	39.35	42.02	0
K 3	1/15/02	combo	0.1 x 3.0	performan	1 S	0	106.93	107.5	0
K 3	1/11/02	combo	0.03 x 3.	performan	1 E	0	116.46	108.3	0.075346
K 3	1/10/02	combo	baseline	performan	1 N	0	41.62	58.61	0
K 3	1/8/02	combo	0 x 0	performan	1 W	0	19.91	42.02	0
K 3	1/4/02	combo	0.1 x 1.0	performan	1 W	0	43.2	42.02	0.028082
K 3	1/3/02	combo	baseline	performan	1 E	0	102.24	108.3	0
K 3	1/1/02	combo	0.1 x 3.0	performan	1 W	0	29.6	42.02	0
K 3	12/28/01	combo	0.03 x 1.	performan	1 N	0	55.78	58.61	0
K 3	12/27/01	combo	baseline	performan	1 E	0	121.03	108.3	0.117544
K 3	12/21/01	combo	0.1 x 1.0	performan	1 S	0	132.72	107.5	0.234605
K 3	12/20/01	combo	baseline	performan	1 S	0	118.94	107.5	0.106419
K 3	12/18/01	combo	0.03 x 3.	performan	1 S	0	111.56	107.5	0.037767
K 3	12/11/01	combo	0.1 x 3.0	performan	1 N	0	480.24	58.61	7.193824
K 3	12/7/01	combo	0 x 0	performan	1 S	0	105.73	107.5	0
K 3	12/6/01	combo	baseline	performan	1 W	0	51.01	42.02	0.213946
K 6	1/18/02	combo	0.03 x 1.	performan	1 W	0	54.05	42.02	0.286292
K 6	1/17/02	combo	baseline	performan	1 W	0	69.09	42.02	0.644217
K 6	1/15/02	combo	0.1 x 3.0	performan	1 S	0	251.01	107.5	1.334977
K 6	1/11/02	combo	0.03 x 3.	performan	1 E	0	123.98	108.3	0.144783
K 6	1/10/02	combo	baseline	performan	1 N	0	50.13	58.61	0
K 6	1/8/02	combo	0 x 0	performan	1 W	0	120.02	42.02	1.856259
K 6	1/4/02	combo	0.1 x 1.0	performan	1 W	0	50.68	42.02	0.206092
K 6	1/3/02	combo	baseline	performan	1 E	0	175.37	108.3	0.619298
K 6	1/1/02	combo	0.1 x 3.0	performan	1 W	0	121.64	42.02	1.894812
K 6	12/28/01	combo	0.03 x 1.	performan	1 N	0	67.09	58.61	0.144685
K 6	12/27/01	combo	baseline	performan	1 E	0	187.21	108.3	0.728624
K 6	12/21/01		0.1 x 1.0	performan	1 S	0	113.66	107.5	0.057302
K 6	12/20/01	combo	baseline	performan	1 S	0	108.77	107.5	0.011814
K 6	12/18/01	combo	0.03 x 3.	performan	1 S	0	107.71	107.5	0.001953
K 6	12/11/01	combo	0.1 x 3.0	performan	1 N	0	1365.28	58.61	22.29432
K 6	12/7/01	combo	0 x 0	performan	1 S	0	116.84	107.5	0.086884
K 6	12/6/01	combo	baseline	performan	1 W	0	135.21	42.02	2.217753
K 8	1/15/02	combo	0.1 x 3.0	performan	1 S	0	111.09	107.5	0.033395
K 8	1/11/02	combo	0.03 x 3.	performan	1 E	0	116.5	108.3	0.075716
K 8	1/10/02	combo	baseline	performan	1 N	0	64.01	58.61	0.092134
K 8	1/8/02	combo	0 x 0	performan	1 W	0	43.7	42.02	0.039981
K 8	1/4/02	combo	0.1 x 1.0	performan	1 W	0	48.79	42.02	0.161114
K 8	1/3/02	combo	baseline	performan	1 E	0	107.32	108.3	0
K 8	1/1/02	combo	0.1 x 3.0	performan	1 W	0	68.9	42.02	0.639695

K 8	12/28/01	combo	0.03 x 1.	performan	1 N	0	68.87	58.61	0.175055
K 8	12/27/01	combo	baseline	performan	1 E	0	121.26	108.3	0.119668
K 8	12/21/01	combo	0.1 x 1.0	performan	1 S	0	107.56	107.5	0.000558
K 8	12/20/01	combo	baseline	performan	1 S	0	108.76	107.5	0.011721
K 8	12/18/01	combo	0.03 x 3.	performan	1 S	0	121.22	107.5	0.127628
K 8	12/11/01	combo	0.1 x 3.0	performan	1 N	0	1428.34	58.61	23.37024
K 8	12/7/01	combo	0.03 x 1.	performan	1 S	0	111.81	107.5	0.040093
K 8	12/6/01	combo	baseline	performan	1 W	0	78.5	42.02	0.868158
K 8	12/4/01	combo	0 x 0	performan	1 E	0	102.73	108.3	0
L 4	2/15/02	combo	0.1 x 1.0	performan	1 S	0	106.29	107.5	0
L 4	2/14/02	combo	baseline	performan	1 E	0	120.35	108.3	0.111265
L 4	2/12/02	combo	0 x 0	performan	1 N	0	64.92	58.61	0.107661
L 4	2/8/02	combo	0.03 x 3.	performan	1 W	0	90.48	42.02	1.15326
L 4	2/7/02	combo	baseline	performan	1 E	0	129.66	108.3	0.19723
L 4	2/5/02	combo	0.1 x 3.0	performan	1 W	0	55.41	42.02	0.318658
L 4	2/1/02	combo	0.1 x 1.0	performan	1 S	0	125.23	107.5	0.16493
L 4	1/31/02	combo	baseline	performan	1 E	0	231.57	108.3	1.138227
L 4	1/29/02	combo	0 x 0	performan	1 S	0	105.98	107.5	0
L 4	1/22/02	combo	0.03 x 3.	performan	1 E	0	110.45	108.3	0.019852
L 4	1/18/02	combo	0.03 x 1.	performan	1 W	0	47.93	42.02	0.140647
L 4	1/17/02	combo	baseline	performan	1 W	0	124.33	42.02	1.958829
L 4	1/15/02	combo	0.1 x 3.0	performan	1 S	0	298.85	107.5	1.78
L 4	1/11/02	combo	0.03 x 3.	performan	1 E	0	133.06	108.3	0.228624
L 4	1/10/02	combo	baseline	performan	1 N	0	78.21	58.61	0.334414
L 4	1/8/02	combo	0 x 0	performan	1 W	0	45.14	42.02	0.07425
L 4	1/4/02	combo	0.1 x 1.0	performan	1 W	0	37.33	42.02	0
L 4	1/3/02	combo	baseline	performan	1 E	0	127.72	108.3	0.179317
L 4	1/1/02	combo	0.1 x 3.0	performan	1 W	0	171.17	42.02	3.073536
L 4	12/28/01	combo	0.03 x 1.	performan	1 N	0	70.14	107.5	0
K 3	1/18/02	combo	0.03 x 1.	acquisiti	6 S	1	104.4	81.41	0.282398
K 3	1/17/02	combo	baseline	acquisiti	6 N	3	138.83	99.22	0.399214
K 3	1/15/02	combo	0.1 x 3.0	acquisiti	6 W	8	300.25	115	1.61087
K 3	1/11/02	combo	0.03 x 3.	acquisiti	6 N	6	157.77	113.1	0.39496
K 3	1/10/02	combo	baseline	acquisiti	6 W	11	306.63	101.1	2.032938
K 3	1/8/02	combo	0 x 0	acquisiti	6 S	2	235.01	105.7	1.223368
K 3	1/4/02	combo	0.1 x 1.0	acquisiti	6 E	1	161.12	81.1	0.986683
K 3	1/3/02	combo	baseline	acquisiti	6 W	10	291.87	84.37	2.459405
K 3	1/1/02	combo	0.1 x 3.0	acquisiti	6 N	5	190.8	129.3	0.475638
K 3	12/28/01	combo	0.03 x 1.	acquisiti	6 S	1	106.89	81.41	0.312984
K 3	12/27/01	combo	baseline	acquisiti	6 S	9	232.06	99.95	1.321761
K 3	12/21/01	combo	0.1 x 1.0	acquisiti	6 N	4	270.68	98.17	1.757258
K 3	12/20/01	combo	baseline	acquisiti	6 W	6	265.52	97.03	1.736473
K 3	12/18/01	combo	0.03 x 3.	acquisiti	6 W	7	554.59	96.06	4.773371
K 3	12/11/01	combo	0.1 x 3.0	acquisiti	6 S	2	121.25	105.7	0.147114
K 3	12/7/01	combo	0 x 0	acquisiti	6 E	11	186.26	127.2	0.464308
K 3	12/6/01	combo	baseline	acquisiti	6 E	1	134.44	81.1	0.657707
K 6	1/18/02	combo	0.03 x 1.	acquisiti	6 S	1	92.3	81.41	0.133767
K 6	1/17/02	combo	baseline	acquisiti	6 N	3	126.61	99.22	0.276053
K 6	1/15/02	combo	0.1 x 3.0	acquisiti	6 W	8	269.38	115	1.342435
K 6	1/11/02	combo	0.03 x 3.	acquisiti	6 N	6	144.89	113.1	0.281079
K 6	1/10/02	combo	baseline	acquisiti	6 W	11	112.35	101.1	0.111276
K 6	1/8/02	combo	0 x 0	acquisiti	6 S	2	128.06	105.7	0.211542
K 6	1/4/02	combo	0.1 x 1.0	acquisiti	6 E	1	79.03	81.1	0
K 6	1/3/02	combo	baseline	acquisiti	6 W	10	93.27	84.37	0.105488
K 6	1/1/02	combo	0.1 x 3.0	acquisiti	6 N	5	432.2	129.3	2.342614
K 6	12/28/01	combo	0.03 x 1.	acquisiti	6 S	1	88.25	81.41	0.084019

K 6	12/27/01	combo	baseline	acquisiti	6 S	9	198.13	99.95	0.982291
K 6	12/21/01		0.1 x 1.0	acquisiti	6 N	4	136.4	98.17	0.389427
K 6	12/20/01	combo	baseline	acquisiti	6 W	6	310.79	97.03	2.20303
K 6	12/18/01	combo	0.03 x 3.	acquisiti	6 W	7	164.45	96.06	0.711951
K 6	12/11/01	combo	0.1 x 3.0	acquisiti	6 S	2	1398.1	105.7	12.22706
K 6	12/7/01	combo	0 x 0	acquisiti	6 E	11	524.91	127.2	3.126651
K 6	12/6/01	combo	baseline	acquisiti	6 E	1	124.91	81.1	0.540197
K 8	1/15/02	combo	0.1 x 3.0	acquisiti	6 W	8	192.82	115	0.676696
K 8	1/11/02	combo	0.03 x 3.	acquisiti	6 N	6	146.68	113.1	0.296905
K 8	1/10/02	combo	baseline	acquisiti	6 W	11	140.22	101.1	0.386944
K 8	1/8/02	combo	0 x 0	acquisiti	6 S	2	228.63	105.7	1.163009
K 8	1/4/02	combo	0.1 x 1.0	acquisiti	6 E	1	112.64	81.1	0.388903
K 8	1/3/02	combo	baseline	acquisiti	6 W	10	106.52	84.37	0.262534
K 8	1/1/02	combo	0.1 x 3.0	acquisiti	6 N	5	236.63	129.3	0.830085
K 8	12/28/01	combo	0.03 x 1.	acquisiti	6 S	1	127.01	81.41	0.560128
K 8	12/27/01	combo	baseline	acquisiti	6 S	9	145.89	99.95	0.45963
K 8	12/21/01	combo	0.1 x 1.0	acquisiti	6 N	4	118.83	98.17	0.210451
K 8	12/20/01	combo	baseline	acquisiti	6 W	6	115.41	97.03	0.189426
K 8	12/18/01	combo	0.03 x 3.	acquisiti	6 W	7	151.61	96.06	0.578284
K 8	12/11/01	combo	0.1 x 3.0	acquisiti	6 S	2	336.08	105.7	2.179565
K 8	12/7/01	combo	0.03 x 1.	acquisiti	6 E	11	75.72	127.2	0
K 8	12/6/01	combo	baseline	acquisiti	6 E	1	112.02	81.1	0.381258
K 8	12/4/01	combo	0 x 0	acquisiti	6 S	10	109.28	99.56	0.09763
L 4	2/15/02	combo	0.1 x 1.0	acquisiti	6 E	3	142.78	123.8	0.153312
L 4	2/14/02	combo	baseline	acquisiti	6 N	6	164.1	113.1	0.450928
L 4	2/12/02	combo	0 x 0	acquisiti	6 E	1	96.3	81.1	0.187423
L 4	2/8/02	combo	0.03 x 3.	acquisiti	6 N	5	143.28	129.3	0.108121
L 4	2/7/02	combo	baseline	acquisiti	6 S	11	140.94	127.2	0.108019
L 4	2/5/02	combo	0.1 x 3.0	acquisiti	6 S	2	169.69	105.7	0.605393
L 4	2/1/02	combo	0.1 x 1.0	acquisiti	6 W	7	171.29	96.06	0.783156
L 4	1/31/02	combo	baseline	acquisiti	6 S	11	136.88	127.2	0.076101
L 4	1/29/02	combo	0 x 0	acquisiti	6 E	3	173.21	123.8	0.399111
L 4	1/22/02	combo	0.03 x 3.	acquisiti	6 N	7	102.85	86.42	0.190118
L 4	1/18/02	combo	0.03 x 1.	acquisiti	6 S	1	115.77	81.41	0.422061
L 4	1/17/02	combo	baseline	acquisiti	6 N	3	106.46	99.22	0.072969
L 4	1/15/02	combo	0.1 x 3.0	acquisiti	6 W	8	280.24	115	1.43687
L 4	1/11/02	combo	0.03 x 3.	acquisiti	6 N	6	138.95	113.1	0.228559
L 4	1/10/02	combo	baseline	acquisiti	6 W	11	119.62	101.1	0.183185
L 4	1/8/02	combo	0 x 0	acquisiti	6 S	2	370.37	105.7	2.503974
L 4	1/4/02	combo	0.1 x 1.0	acquisiti	6 E	1	224.83	81.1	1.772256
L 4	1/3/02	combo	baseline	acquisiti	6 W	10	251.75	84.37	1.983881
L 4	1/1/02	combo	0.1 x 3.0	acquisiti	6 N	5	188.17	129.3	0.455298
L 4	12/28/01	combo	0.03 x 1.	acquisiti	6 S	1	291.91	127.2	1.29489
K 3	1/18/02	combo	0.03 x 1.	acquisiti	5 E	1	194.16	81.1	1.394081
K 3	1/17/02	combo	baseline	acquisiti	5 E	3	189.03	123.8	0.526898
K 3	1/15/02	combo	0.1 x 3.0	acquisiti	5 N	8	123.2	99.69	0.235831
K 3	1/11/02	combo	0.03 x 3.	acquisiti	5 W	6	183.9	97.03	0.89529
K 3	1/10/02	combo	baseline	acquisiti	5 S	11	162.84	127.2	0.280189
K 3	1/8/02	combo	0 x 0	acquisiti	5 E	2	199.66	124.7	0.601123
K 3	1/4/02	combo	0.1 x 1.0	acquisiti	5 S	1	101.58	81.41	0.247758
K 3	1/3/02	combo	baseline	acquisiti	5 S	10	231.68	99.56	1.327039
K 3	1/1/02	combo	0.1 x 3.0	acquisiti	5 E	5	170.77	119.9	0.42427
K 3	12/28/01	combo	0.03 x 1.	acquisiti	5 E	1	320.74	81.1	2.954871
K 3	12/27/01	combo	baseline	acquisiti	5 W	9	158.52	118.8	0.334343
K 3	12/21/01	combo	0.1 x 1.0	acquisiti	5 E	4	109.58	79.01	0.386913
K 3	12/20/01	combo	baseline	acquisiti	5 N	6	297.27	113.1	1.628382

K 3	12/18/01	combo	0.03 x 3.0	acquisiti	5 N	7	271.36	86.42	2.140014
K 3	12/11/01	combo	0.1 x 3.0	acquisiti	5 E	2	204.2	124.7	0.63753
K 3	12/7/01	combo	0 x 0	acquisiti	5 W	11	168.86	101.1	0.670227
K 3	12/6/01	combo	baseline	acquisiti	5 S	1	81.61	81.41	0.002457
K 6	1/18/02	combo	0.03 x 1.0	acquisiti	5 E	1	211.19	81.1	1.604069
K 6	1/17/02	combo	baseline	acquisiti	5 E	3	169.62	123.8	0.370113
K 6	1/15/02	combo	0.1 x 3.0	acquisiti	5 N	8	225.83	99.69	1.265322
K 6	1/11/02	combo	0.03 x 3.0	acquisiti	5 W	6	149.87	97.03	0.544574
K 6	1/10/02	combo	baseline	acquisiti	5 S	11	204.2	127.2	0.605346
K 6	1/8/02	combo	0 x 0	acquisiti	5 E	2	169.47	124.7	0.359022
K 6	1/4/02	combo	0.1 x 1.0	acquisiti	5 S	1	101.77	81.41	0.250092
K 6	1/3/02	combo	baseline	acquisiti	5 S	10	131.04	99.56	0.316191
K 6	1/1/02	combo	0.1 x 3.0	acquisiti	5 E	5	166.48	119.9	0.38849
K 6	12/28/01	combo	0.03 x 1.0	acquisiti	5 E	1	279	81.1	2.440197
K 6	12/27/01	combo	baseline	acquisiti	5 W	9	158.59	118.8	0.334933
K 6	12/21/01	combo	0.1 x 1.0	acquisiti	5 E	4	335.02	79.01	3.240223
K 6	12/20/01	combo	baseline	acquisiti	5 N	6	130.66	113.1	0.155261
K 6	12/18/01	combo	0.03 x 3.0	acquisiti	5 N	7	90.79	86.42	0.050567
K 6	12/11/01	combo	0.1 x 3.0	acquisiti	5 E	2	215.11	124.7	0.72502
K 6	12/7/01	combo	0 x 0	acquisiti	5 W	11	119.39	101.1	0.18091
K 6	12/6/01	combo	baseline	acquisiti	5 S	1	128.59	81.41	0.579536
K 8	1/15/02	combo	0.1 x 3.0	acquisiti	5 N	8	184.12	99.69	0.846925
K 8	1/11/02	combo	0.03 x 3.0	acquisiti	5 W	6	245.32	97.03	1.52829
K 8	1/10/02	combo	baseline	acquisiti	5 S	11	138.88	127.2	0.091824
K 8	1/8/02	combo	0 x 0	acquisiti	5 E	2	164.95	124.7	0.322775
K 8	1/4/02	combo	0.1 x 1.0	acquisiti	5 S	1	205.83	81.41	1.528313
K 8	1/3/02	combo	baseline	acquisiti	5 S	10	111.03	99.56	0.115207
K 8	1/1/02	combo	0.1 x 3.0	acquisiti	5 E	5	188.48	119.9	0.571977
K 8	12/28/01	combo	0.03 x 1.0	acquisiti	5 E	1	540.34	81.1	5.662639
K 8	12/27/01	combo	baseline	acquisiti	5 W	9	154.48	118.8	0.300337
K 8	12/21/01	combo	0.1 x 1.0	acquisiti	5 E	4	145.76	79.01	0.84483
K 8	12/20/01	combo	baseline	acquisiti	5 N	6	147.26	113.1	0.302034
K 8	12/18/01	combo	0.03 x 3.0	acquisiti	5 N	7	140.49	86.42	0.625665
K 8	12/11/01	combo	0.1 x 3.0	acquisiti	5 E	2	165	124.7	0.323176
K 8	12/7/01	combo	0.03 x 1.0	acquisiti	5 W	11	420.54	101.1	3.159644
K 8	12/6/01	combo	baseline	acquisiti	5 S	1	82.89	81.41	0.01818
K 8	12/4/01	combo	0 x 0	acquisiti	5 W	10	147.36	84.37	0.746592
L 4	2/15/02	combo	0.1 x 1.0	acquisiti	5 N	3	122.42	99.22	0.233824
L 4	2/14/02	combo	baseline	acquisiti	5 W	6	194.56	97.03	1.005153
L 4	2/12/02	combo	0 x 0	acquisiti	5 S	1	124.96	81.41	0.534947
L 4	2/8/02	combo	0.03 x 3.0	acquisiti	5 E	5	155.4	119.9	0.29608
L 4	2/7/02	combo	baseline	acquisiti	5 W	11	152.34	101.1	0.506825
L 4	2/5/02	combo	0.1 x 3.0	acquisiti	5 E	2	370.89	124.7	1.974258
L 4	2/1/02	combo	0.1 x 1.0	acquisiti	5 N	7	106.21	86.42	0.228998
L 4	1/31/02	combo	baseline	acquisiti	5 W	11	151.99	101.1	0.503363
L 4	1/29/02	combo	0 x 0	acquisiti	5 N	3	100.5	99.22	0.012901
L 4	1/22/02	combo	0.03 x 3.0	acquisiti	5 W	7	148.6	96.06	0.54695
L 4	1/18/02	combo	0.03 x 1.0	acquisiti	5 E	1	132.43	81.1	0.632922
L 4	1/17/02	combo	baseline	acquisiti	5 E	3	214.83	123.8	0.735299
L 4	1/15/02	combo	0.1 x 3.0	acquisiti	5 N	8	134.62	99.69	0.350386
L 4	1/11/02	combo	0.03 x 3.0	acquisiti	5 W	6	173.34	97.03	0.786458
L 4	1/10/02	combo	baseline	acquisiti	5 S	11	141.18	127.2	0.109906
L 4	1/8/02	combo	0 x 0	acquisiti	5 E	2	182.25	124.7	0.461508
L 4	1/4/02	combo	0.1 x 1.0	acquisiti	5 S	1	521.12	81.41	5.401179
L 4	1/3/02	combo	baseline	acquisiti	5 S	10	239.17	99.56	1.40227
L 4	1/1/02	combo	0.1 x 3.0	acquisiti	5 E	5	271.86	119.9	1.267389

L 4	12/28/01	combo	0.03 x 1.0	acquisiti	5 E	1	280.37	101.1	1.773195
K 3	1/18/02	combo	0.03 x 1.0	acquisiti	4 N	1	64.74	57.29	0.13004
K 3	1/17/02	combo	baseline	acquisiti	4 S	3	86.17	78.95	0.09145
K 3	1/15/02	combo	0.1 x 3.0	acquisiti	4 E	8	297.92	14.45	19.6173
K 3	1/11/02	combo	0.03 x 3.0	acquisiti	4 S	6	29.24	22.29	0.311799
K 3	1/10/02	combo	baseline	acquisiti	4 E	11	265.82	89.9	1.956841
K 3	1/8/02	combo	0 x 0	acquisiti	4 N	2	236.4	80.5	1.936646
K 3	1/4/02	combo	0.1 x 1.0	acquisiti	4 W	1	210.55	57.29	2.675161
K 3	1/3/02	combo	baseline	acquisiti	4 E	10	227.78	62.06	2.670319
K 3	1/1/02	combo	0.1 x 3.0	acquisiti	4 S	5	155.62	37.52	3.147655
K 3	12/28/01	combo	0.03 x 1.0	acquisiti	4 N	1	79.6	57.29	0.389422
K 3	12/27/01	combo	baseline	acquisiti	4 N	9	202.08	74.76	1.70305
K 3	12/21/01	combo	0.1 x 1.0	acquisiti	4 S	4	195.49	35.77	4.465194
K 3	12/20/01	combo	baseline	acquisiti	4 E	6	320.86	61.21	4.241954
K 3	12/18/01	combo	0.03 x 3.0	acquisiti	4 E	7	46.33	28.99	0.598137
K 3	12/11/01	combo	0.1 x 3.0	acquisiti	4 N	2	184.8	80.5	1.295652
K 3	12/7/01	combo	0 x 0	acquisiti	4 N	11	230.86	22.73	9.156621
K 3	12/6/01	combo	baseline	acquisiti	4 W	1	146.12	57.29	1.550532
K 6	1/18/02	combo	0.03 x 1.0	acquisiti	4 N	1	70.7	57.29	0.234072
K 6	1/17/02	combo	baseline	acquisiti	4 S	3	89.36	78.95	0.131856
K 6	1/15/02	combo	0.1 x 3.0	acquisiti	4 E	8	120.56	14.45	7.343253
K 6	1/11/02	combo	0.03 x 3.0	acquisiti	4 S	6	313.06	22.29	13.04486
K 6	1/10/02	combo	baseline	acquisiti	4 E	11	318.54	89.9	2.54327
K 6	1/8/02	combo	0 x 0	acquisiti	4 N	2	278.64	80.5	2.461366
K 6	1/4/02	combo	0.1 x 1.0	acquisiti	4 W	1	296.24	57.29	4.170885
K 6	1/3/02	combo	baseline	acquisiti	4 E	10	234.4	62.06	2.77699
K 6	1/1/02	combo	0.1 x 3.0	acquisiti	4 S	5	276.64	37.52	6.373134
K 6	12/28/01	combo	0.03 x 1.0	acquisiti	4 N	1	273.01	57.29	3.765404
K 6	12/27/01	combo	baseline	acquisiti	4 N	9	115.81	74.76	0.54909
K 6	12/21/01		0.1 x 1.0	acquisiti	4 S	4	305.57	35.77	7.542633
K 6	12/20/01	combo	baseline	acquisiti	4 E	6	75.1	61.21	0.226924
K 6	12/18/01	combo	0.03 x 3.0	acquisiti	4 E	7	49.25	28.99	0.698862
K 6	12/11/01	combo	0.1 x 3.0	acquisiti	4 N	2	447.19	80.5	4.555155
K 6	12/7/01	combo	0 x 0	acquisiti	4 N	11	327.22	22.73	13.39595
K 6	12/6/01	combo	baseline	acquisiti	4 W	1	227.8	57.29	2.976261
K 8	1/15/02	combo	0.1 x 3.0	acquisiti	4 E	8	298.75	14.45	19.67474
K 8	1/11/02	combo	0.03 x 3.0	acquisiti	4 S	6	24.12	22.29	0.0821
K 8	1/10/02	combo	baseline	acquisiti	4 E	11	85.46	89.9	0
K 8	1/8/02	combo	0 x 0	acquisiti	4 N	2	145.76	80.5	0.810683
K 8	1/4/02	combo	0.1 x 1.0	acquisiti	4 W	1	264.26	57.29	3.612672
K 8	1/3/02	combo	baseline	acquisiti	4 E	10	62.54	62.06	0.007734
K 8	1/1/02	combo	0.1 x 3.0	acquisiti	4 S	5	287.91	37.52	6.673507
K 8	12/28/01	combo	0.03 x 1.0	acquisiti	4 N	1	70.6	57.29	0.232327
K 8	12/27/01	combo	baseline	acquisiti	4 N	9	173.03	74.76	1.314473
K 8	12/21/01	combo	0.1 x 1.0	acquisiti	4 S	4	392.33	35.77	9.96813
K 8	12/20/01	combo	baseline	acquisiti	4 E	6	153.51	61.21	1.507924
K 8	12/18/01	combo	0.03 x 3.0	acquisiti	4 E	7	37.38	28.99	0.28941
K 8	12/11/01	combo	0.1 x 3.0	acquisiti	4 N	2	126.17	80.5	0.567329
K 8	12/7/01	combo	0.03 x 1.0	acquisiti	4 N	11	211.79	22.73	8.317642
K 8	12/6/01	combo	baseline	acquisiti	4 W	1	69.69	57.29	0.216443
K 8	12/4/01	combo	0 x 0	acquisiti	4 N	10	292.08	50.93	4.73493
L 4	2/15/02	combo	0.1 x 1.0	acquisiti	4 W	3	395.96	17.44	21.70413
L 4	2/14/02	combo	baseline	acquisiti	4 S	6	62.67	22.29	1.811575
L 4	2/12/02	combo	0 x 0	acquisiti	4 W	1	93.78	57.29	0.636935
L 4	2/8/02	combo	0.03 x 3.0	acquisiti	4 S	5	205.78	37.52	4.484542
L 4	2/7/02	combo	baseline	acquisiti	4 N	11	40.57	22.73	0.784866

L 4	2/5/02	combo	0.1 x 3.0	acquisiti	4 N	2	810.15	80.5	9.063975
L 4	2/1/02	combo	0.1 x 1.0	acquisiti	4 E	7	44.8	28.99	0.54536
L 4	1/31/02	combo	baseline	acquisiti	4 N	11	261.46	22.73	10.50286
L 4	1/29/02	combo	0 x 0	acquisiti	4 W	3	54.64	17.44	2.133028
L 4	1/22/02	combo	0.03 x 3.	acquisiti	4 S	7	164.76	52.34	2.147879
L 4	1/18/02	combo	0.03 x 1.	acquisiti	4 N	1	73.05	57.29	0.275092
L 4	1/17/02	combo	baseline	acquisiti	4 S	3	108.06	78.95	0.368714
L 4	1/15/02	combo	0.1 x 3.0	acquisiti	4 E	8	27.14	14.45	0.878201
L 4	1/11/02	combo	0.03 x 3.	acquisiti	4 S	6	163.72	22.29	6.344998
L 4	1/10/02	combo	baseline	acquisiti	4 E	11	91.96	89.9	0.022914
L 4	1/8/02	combo	0 x 0	acquisiti	4 N	2	165.19	80.5	1.05205
L 4	1/4/02	combo	0.1 x 1.0	acquisiti	4 W	1	86.6	57.29	0.511608
L 4	1/3/02	combo	baseline	acquisiti	4 E	10	124.4	62.06	1.004512
L 4	1/1/02	combo	0.1 x 3.0	acquisiti	4 S	5	1306.6	37.52	33.82409
L 4	12/28/01	combo	0.03 x 1.	acquisiti	4 N	1	85.55	22.73	2.763748
K 3	1/18/02	combo	0.03 x 1.	acquisiti	3 W	1	192.53	57.29	2.360621
K 3	1/17/02	combo	baseline	acquisiti	3 W	3	17.15	17.44	0
K 3	1/15/02	combo	0.1 x 3.0	acquisiti	3 S	8	69.22	65.8	0.051976
K 3	1/11/02	combo	0.03 x 3.	acquisiti	3 E	6	203.15	61.21	2.318902
K 3	1/10/02	combo	baseline	acquisiti	3 N	11	363.14	22.73	14.97624
K 3	1/8/02	combo	0 x 0	acquisiti	3 W	2	331.48	22.7	13.60264
K 3	1/4/02	combo	0.1 x 1.0	acquisiti	3 N	1	278.67	57.29	3.8642
K 3	1/3/02	combo	baseline	acquisiti	3 N	10	236.37	50.93	3.641076
K 3	1/1/02	combo	0.1 x 3.0	acquisiti	3 W	5	536.1	66.03	7.119037
K 3	12/28/01	combo	0.03 x 1.	acquisiti	3 W	1	75.42	57.29	0.31646
K 3	12/27/01	combo	baseline	acquisiti	3 E	9	248.2	15.63	14.87972
K 3	12/21/01	combo	0.1 x 1.0	acquisiti	3 W	4	96.13	67.56	0.422883
K 3	12/20/01	combo	baseline	acquisiti	3 S	6	35.76	22.29	0.604307
K 3	12/18/01	combo	0.03 x 3.	acquisiti	3 S	7	58.67	52.34	0.12094
K 3	12/11/01	combo	0.1 x 3.0	acquisiti	3 W	2	215.37	22.7	8.487665
K 3	12/7/01	combo	0 x 0	acquisiti	3 E	11	233.55	89.9	1.597887
K 3	12/6/01	combo	baseline	acquisiti	3 N	1	70.84	57.29	0.236516
K 6	1/18/02	combo	0.03 x 1.	acquisiti	3 W	1	85.49	57.29	0.492233
K 6	1/17/02	combo	baseline	acquisiti	3 W	3	295.86	17.44	15.96445
K 6	1/15/02	combo	0.1 x 3.0	acquisiti	3 S	8	314.39	65.8	3.777964
K 6	1/11/02	combo	0.03 x 3.	acquisiti	3 E	6	91.18	61.21	0.489626
K 6	1/10/02	combo	baseline	acquisiti	3 N	11	47.35	22.73	1.08315
K 6	1/8/02	combo	0 x 0	acquisiti	3 W	2	26.68	22.7	0.17533
K 6	1/4/02	combo	0.1 x 1.0	acquisiti	3 N	1	230.69	57.29	3.026706
K 6	1/3/02	combo	baseline	acquisiti	3 N	10	99.53	50.93	0.954251
K 6	1/1/02	combo	0.1 x 3.0	acquisiti	3 W	5	1458.06	66.03	21.08178
K 6	12/28/01	combo	0.03 x 1.	acquisiti	3 W	1	53.69	57.29	0
K 6	12/27/01	combo	baseline	acquisiti	3 E	9	705.82	15.63	44.15803
K 6	12/21/01	combo	0.1 x 1.0	acquisiti	3 W	4	81.38	67.56	0.204559
K 6	12/20/01	combo	baseline	acquisiti	3 S	6	207.51	22.29	8.309556
K 6	12/18/01	combo	0.03 x 3.	acquisiti	3 S	7	227.1	52.34	3.338938
K 6	12/11/01	combo	0.1 x 3.0	acquisiti	3 W	2	534.76	22.7	22.55771
K 6	12/7/01	combo	0 x 0	acquisiti	3 E	11	588.52	89.9	5.546385
K 6	12/6/01	combo	baseline	acquisiti	3 N	1	280.82	57.29	3.901728
K 8	1/15/02	combo	0.1 x 3.0	acquisiti	3 S	8	77.6	65.8	0.179331
K 8	1/11/02	combo	0.03 x 3.	acquisiti	3 E	6	165.27	61.21	1.700049
K 8	1/10/02	combo	baseline	acquisiti	3 N	11	245.49	22.73	9.800264
K 8	1/8/02	combo	0 x 0	acquisiti	3 W	2	293.75	22.7	11.94053
K 8	1/4/02	combo	0.1 x 1.0	acquisiti	3 N	1	68.02	57.29	0.187293
K 8	1/3/02	combo	baseline	acquisiti	3 N	10	216.73	50.93	3.255449
K 8	1/1/02	combo	0.1 x 3.0	acquisiti	3 W	5	328.64	66.03	3.977132

K 8	12/28/01	combo	0.03 x 1.0	acquisiti	3 W	1	228.85	57.29	2.994589
K 8	12/27/01	combo	baseline	acquisiti	3 E	9	279.12	15.63	16.85797
K 8	12/21/01	combo	0.1 x 1.0	acquisiti	3 W	4	84.74	67.56	0.254292
K 8	12/20/01	combo	baseline	acquisiti	3 S	6	38.99	22.29	0.749215
K 8	12/18/01	combo	0.03 x 3.0	acquisiti	3 S	7	76.66	52.34	0.464654
K 8	12/11/01	combo	0.1 x 3.0	acquisiti	3 W	2	893.35	22.7	38.35463
K 8	12/7/01	combo	0.03 x 1.0	acquisiti	3 E	11	91.65	89.9	0.019466
K 8	12/6/01	combo	baseline	acquisiti	3 N	1	283.94	57.29	3.956188
K 8	12/4/01	combo	0 x 0	acquisiti	3 E	10	129.79	62.06	1.091363
L 4	2/15/02	combo	0.1 x 1.0	acquisiti	3 S	3	231.45	78.95	1.931602
L 4	2/14/02	combo	baseline	acquisiti	3 E	6	88.21	61.21	0.441104
L 4	2/12/02	combo	0 x 0	acquisiti	3 N	1	83.76	57.29	0.462035
L 4	2/8/02	combo	0.03 x 3.0	acquisiti	3 W	5	503.83	66.03	6.63032
L 4	2/7/02	combo	baseline	acquisiti	3 E	11	93.66	89.9	0.041824
L 4	2/5/02	combo	0.1 x 3.0	acquisiti	3 W	2	30.87	22.7	0.359912
L 4	2/1/02	combo	0.1 x 1.0	acquisiti	3 S	7	116.9	52.34	1.233473
L 4	1/31/02	combo	baseline	acquisiti	3 E	11	104.95	89.9	0.167408
L 4	1/29/02	combo	0 x 0	acquisiti	3 S	3	369.66	78.95	3.682204
L 4	1/22/02	combo	0.03 x 3.0	acquisiti	3 E	7	47.28	28.99	0.630907
L 4	1/18/02	combo	0.03 x 1.0	acquisiti	3 W	1	680.44	57.29	10.87712
L 4	1/17/02	combo	baseline	acquisiti	3 W	3	49.37	17.44	1.830849
L 4	1/15/02	combo	0.1 x 3.0	acquisiti	3 S	8	204.22	65.8	2.103647
L 4	1/11/02	combo	0.03 x 3.0	acquisiti	3 E	6	448.47	61.21	6.326744
L 4	1/10/02	combo	baseline	acquisiti	3 N	11	196.05	22.73	7.625165
L 4	1/8/02	combo	0 x 0	acquisiti	3 W	2	22.86	22.7	0.007048
L 4	1/4/02	combo	0.1 x 1.0	acquisiti	3 n	1	84.81	57.29	0.480363
L 4	1/3/02	combo	baseline	acquisiti	3 N	10	56.46	50.93	0.10858
L 4	1/1/02	combo	0.1 x 3.0	acquisiti	3 W	5	1438.4	66.03	20.78404
L 4	12/28/01	combo	0.03 x 1.0	acquisiti	3 W	1	117.42	89.9	0.306118
K 3	1/18/02	combo	0.03 x 1.0	acquisiti	2 S	1	116.85	81.41	0.435327
K 3	1/17/02	combo	baseline	acquisiti	2 N	3	186.8	99.22	0.882685
K 3	1/15/02	combo	0.1 x 3.0	acquisiti	2 W	8	203.8	115	0.772174
K 3	1/11/02	combo	0.03 x 3.0	acquisiti	2 N	6	183.3	113.1	0.62069
K 3	1/10/02	combo	baseline	acquisiti	2 W	11	273.64	101.1	1.706627
K 3	1/8/02	combo	0 x 0	acquisiti	2 S	2	521.96	105.7	3.938127
K 3	1/4/02	combo	0.1 x 1.0	acquisiti	2 E	1	166.9	81.1	1.057953
K 3	1/3/02	combo	baseline	acquisiti	2 W	10	286.35	84.37	2.393979
K 3	1/1/02	combo	0.1 x 3.0	acquisiti	2 N	5	661.97	129.3	4.119644
K 3	12/28/01	combo	0.03 x 1.0	acquisiti	2 S	1	234.99	81.41	1.8865
K 3	12/27/01	combo	baseline	acquisiti	2 S	9	623.18	99.95	5.234917
K 3	12/21/01	combo	0.1 x 1.0	acquisiti	2 N	4	107.72	98.17	0.09728
K 3	12/20/01	combo	baseline	acquisiti	2 W	6	433.34	97.03	3.466041
K 3	12/18/01	combo	0.03 x 3.0	acquisiti	2 W	7	1580.08	96.06	15.44889
K 3	12/11/01	combo	0.1 x 3.0	acquisiti	2 S	2	402.72	105.7	2.810028
K 3	12/7/01	combo	0 x 0	acquisiti	2 S	11	451.84	127.2	2.552201
K 3	12/6/01	combo	baseline	acquisiti	2 E	1	359.1	81.1	3.427867
K 6	1/18/02	combo	0.03 x 1.0	acquisiti	2 S	1	112.04	81.41	0.376244
K 6	1/17/02	combo	baseline	acquisiti	2 N	3	279.48	99.22	1.816771
K 6	1/15/02	combo	0.1 x 3.0	acquisiti	2 W	8	825.65	115	6.179565
K 6	1/11/02	combo	0.03 x 3.0	acquisiti	2 N	6	157.96	113.1	0.39664
K 6	1/10/02	combo	baseline	acquisiti	2 W	11	170.04	101.1	0.681899
K 6	1/8/02	combo	0 x 0	acquisiti	2 S	2	142.13	105.7	0.344655
K 6	1/4/02	combo	0.1 x 1.0	acquisiti	2 E	1	189.16	81.1	1.332429
K 6	1/3/02	combo	baseline	acquisiti	2 W	10	170.64	84.37	1.02252
K 6	1/1/02	combo	0.1 x 3.0	acquisiti	2 N	5	1767.74	129.3	12.67162
K 6	12/28/01	combo	0.03 x 1.0	acquisiti	2 S	1	310.58	81.41	2.81501

K 6	12/27/01	combo	baseline	acquisiti	2 S	9	309.76	99.95	2.09915
K 6	12/21/01		0.1 x 1.0	acquisiti	2 N	4	111.91	98.17	0.139961
K 6	12/20/01	combo	baseline	acquisiti	2 W	6	412.52	97.03	3.251469
K 6	12/18/01	combo	0.03 x 3.	acquisiti	2 W	7	135.8	96.06	0.4137
K 6	12/11/01	combo	0.1 x 3.0	acquisiti	2 S	2	106.73	105.7	0.009745
K 6	12/7/01	combo	0 x 0	acquisiti	2 S	11	856.76	127.2	5.735535
K 6	12/6/01	combo	baseline	acquisiti	2 E	1	235.41	81.1	1.902713
K 8	1/15/02	combo	0.1 x 3.0	acquisiti	2 W	8	207.28	115	0.802435
K 8	1/11/02	combo	0.03 x 3.	acquisiti	2 N	6	168.01	113.1	0.4855
K 8	1/10/02	combo	baseline	acquisiti	2 W	11	168.17	101.1	0.663403
K 8	1/8/02	combo	0 x 0	acquisiti	2 S	2	225.24	105.7	1.130937
K 8	1/4/02	combo	0.1 x 1.0	acquisiti	2 E	1	106.65	81.1	0.315043
K 8	1/3/02	combo	baseline	acquisiti	2 W	10	156.64	84.37	0.856584
K 8	1/1/02	combo	0.1 x 3.0	acquisiti	2 N	5	545.29	129.3	3.217247
K 8	12/28/01	combo	0.03 x 1.	acquisiti	2 S	1	228.77	81.41	1.810097
K 8	12/27/01	combo	baseline	acquisiti	2 S	9	373.19	99.95	2.733767
K 8	12/21/01	combo	0.1 x 1.0	acquisiti	2 N	4	268.21	98.17	1.732097
K 8	12/20/01	combo	baseline	acquisiti	2 W	6	403.26	97.03	3.156034
K 8	12/18/01	combo	0.03 x 3.	acquisiti	2 W	7	289.74	96.06	2.01624
K 8	12/11/01	combo	0.1 x 3.0	acquisiti	2 S	2	1512.06	105.7	13.3052
K 8	12/7/01	combo	0.03 x 1.	acquisiti	2 S	11	133.4	127.2	0.048742
K 8	12/6/01	combo	baseline	acquisiti	2 E	1	104.07	81.1	0.283231
K 8	12/4/01	combo	0 x 0	acquisiti	2 S	10	102.72	99.56	0.03174
L 4	2/15/02	combo	0.1 x 1.0	acquisiti	2 E	3	262.02	123.8	1.116478
L 4	2/14/02	combo	baseline	acquisiti	2 N	6	136.65	113.1	0.208223
L 4	2/12/02	combo	0 x 0	acquisiti	2 E	1	180.04	81.1	1.219975
L 4	2/8/02	combo	0.03 x 3.	acquisiti	2 N	5	221.41	129.3	0.712374
L 4	2/7/02	combo	baseline	acquisiti	2 S	11	249.71	127.2	0.963129
L 4	2/5/02	combo	0.1 x 3.0	acquisiti	2 S	2	1725.25	105.7	15.32214
L 4	2/1/02	combo	0.1 x 1.0	acquisiti	2 W	7	155.51	96.06	0.618884
L 4	1/31/02	combo	baseline	acquisiti	2 S	11	949.09	127.2	6.461399
L 4	1/29/02	combo	0 x 0	acquisiti	2 E	3	184.35	123.8	0.489095
L 4	1/22/02	combo	0.03 x 3.	acquisiti	2 N	7	102.65	86.42	0.187804
L 4	1/18/02	combo	0.03 x 1.	acquisiti	2 S	1	2149.6	81.41	25.40462
L 4	1/17/02	combo	baseline	acquisiti	2 N	3	160.62	99.22	0.618827
L 4	1/15/02	combo	0.1 x 3.0	acquisiti	2 W	8	280.5	115	1.43913
L 4	1/11/02	combo	0.03 x 3.	acquisiti	2 N	6	547.8	113.1	3.843501
L 4	1/10/02	combo	baseline	acquisiti	2 W	11	131.17	101.1	0.297428
L 4	1/8/02	combo	0 x 0	acquisiti	2 S	2	540.76	105.7	4.115989
L 4	1/4/02	combo	0.1 x 1.0	acquisiti	2 E	1	756.81	81.1	8.331813
L 4	1/3/02	combo	baseline	acquisiti	2 W	10	152.4	84.37	0.806329
L 4	1/1/02	combo	0.1 x 3.0	acquisiti	2 N	5	992.81	129.3	6.678345
L 4	12/28/01	combo	0.03 x 1.	acquisiti	2 S	1	399.63	127.2	2.141745
K 3	1/18/02	combo	0.03 x 1.	acquisiti	1 E	1	2662.83	81.1	31.83391
K 3	1/17/02	combo	baseline	acquisiti	1 E	3	326.3	123.8	1.635703
K 3	1/15/02	combo	0.1 x 3.0	acquisiti	1 N	8	1430.49	99.69	13.34938
K 3	1/11/02	combo	0.03 x 3.	acquisiti	1 W	6	455.68	97.03	3.69628
K 3	1/10/02	combo	baseline	acquisiti	1 S	11	1150.83	127.2	8.047406
K 3	1/8/02	combo	0 x 0	acquisiti	1 E	2	1135.46	124.7	8.105533
K 3	1/4/02	combo	0.1 x 1.0	acquisiti	1 S	1	604.16	81.41	6.421201
K 3	1/3/02	combo	baseline	acquisiti	1 S	10	853.98	99.56	7.577541
K 3	1/1/02	combo	0.1 x 3.0	acquisiti	1 E	5	777.07	119.9	5.480984
K 3	12/28/01	combo	0.03 x 1.	acquisiti	1 E	1	419.79	81.1	4.176202
K 3	12/27/01	combo	baseline	acquisiti	1 W	9	2441.35	118.8	19.55008
K 3	12/21/01	combo	0.1 x 1.0	acquisiti	1 E	4	217.89	79.01	1.757752
K 3	12/20/01	combo	baseline	acquisiti	1 N	6	833.32	113.1	6.367993

K 3	12/18/01	combo	0.03 x 3.0	acquisiti	1 N	7	328.27	86.42	2.798542
K 3	12/11/01	combo	0.1 x 3.0	acquisiti	1 E	2	536.19	124.7	3.29984
K 3	12/7/01	combo	0 x 0	acquisiti	1 W	11	1110.01	101.1	9.979327
K 3	12/6/01	combo	baseline	acquisiti	1 S	1	732.18	81.41	7.993735
K 6	1/18/02	combo	0.03 x 1.0	acquisiti	1 E	1	103.71	81.1	0.278792
K 6	1/17/02	combo	baseline	acquisiti	1 E	3	180.57	123.8	0.458562
K 6	1/15/02	combo	0.1 x 3.0	acquisiti	1 N	8	1579.75	99.69	14.84662
K 6	1/11/02	combo	0.03 x 3.0	acquisiti	1 W	6	541.49	97.03	4.580645
K 6	1/10/02	combo	baseline	acquisiti	1 S	11	596.18	127.2	3.68695
K 6	1/8/02	combo	0 x 0	acquisiti	1 E	2	759.87	124.7	5.093585
K 6	1/4/02	combo	0.1 x 1.0	acquisiti	1 S	1	436.91	81.41	4.366785
K 6	1/3/02	combo	baseline	acquisiti	1 S	10	1429.21	99.56	13.35526
K 6	1/1/02	combo	0.1 x 3.0	acquisiti	1 E	5	1886.74	119.9	14.73595
K 6	12/28/01	combo	0.03 x 1.0	acquisiti	1 E	1	182.4	81.1	1.249075
K 6	12/27/01	combo	baseline	acquisiti	1 W	9	2238.18	118.8	17.8399
K 6	12/21/01	combo	0.1 x 1.0	acquisiti	1 E	4	1343.86	79.01	16.00873
K 6	12/20/01	combo	baseline	acquisiti	1 N	6	220.41	113.1	0.948806
K 6	12/18/01	combo	0.03 x 3.0	acquisiti	1 N	7	348.62	86.42	3.03402
K 6	12/11/01	combo	0.1 x 3.0	acquisiti	1 E	2	407.92	124.7	2.271211
K 6	12/7/01	combo	0 x 0	acquisiti	1 W	11	1235.63	101.1	11.22186
K 6	12/6/01	combo	baseline	acquisiti	1 S	1	457.15	81.41	4.615404
K 8	1/15/02	combo	0.1 x 3.0	acquisiti	1 N	8	252.9	99.69	1.536864
K 8	1/11/02	combo	0.03 x 3.0	acquisiti	1 W	6	1348.81	97.03	12.90096
K 8	1/10/02	combo	baseline	acquisiti	1 S	11	568.53	127.2	3.469575
K 8	1/8/02	combo	0 x 0	acquisiti	1 E	2	576.35	124.7	3.621893
K 8	1/4/02	combo	0.1 x 1.0	acquisiti	1 S	1	950.65	81.41	10.67731
K 8	1/3/02	combo	baseline	acquisiti	1 S	10	1223.84	99.56	11.29249
K 8	1/1/02	combo	0.1 x 3.0	acquisiti	1 E	5	1821.66	119.9	14.19316
K 8	12/28/01	combo	0.03 x 1.0	acquisiti	1 E	1	539.25	81.1	5.649199
K 8	12/27/01	combo	baseline	acquisiti	1 W	9	544.2	118.8	3.580808
K 8	12/21/01	combo	0.1 x 1.0	acquisiti	1 E	4	1130.55	79.01	13.30895
K 8	12/20/01	combo	baseline	acquisiti	1 N	6	454.56	113.1	3.019098
K 8	12/18/01	combo	0.03 x 3.0	acquisiti	1 N	7	1284.36	86.42	13.86184
K 8	12/11/01	combo	0.1 x 3.0	acquisiti	1 E	2	560.87	124.7	3.497755
K 8	12/7/01	combo	0.03 x 1.0	acquisiti	1 W	11	592.08	101.1	4.85638
K 8	12/6/01	combo	baseline	acquisiti	1 S	1	985.48	81.41	11.10515
K 8	12/4/01	combo	0 x 0	acquisiti	1 W	10	1153.33	84.37	12.66991
L 4	2/15/02	combo	0.1 x 1.0	acquisiti	1 N	3	722.93	99.22	6.286132
L 4	2/14/02	combo	baseline	acquisiti	1 W	6	481.37	97.03	3.961043
L 4	2/12/02	combo	0 x 0	acquisiti	1 S	1	800.55	81.41	8.833559
L 4	2/8/02	combo	0.03 x 3.0	acquisiti	1 E	5	1846.7	119.9	14.402
L 4	2/7/02	combo	baseline	acquisiti	1 W	11	1009.26	101.1	8.982789
L 4	2/5/02	combo	0.1 x 3.0	acquisiti	1 E	2	1688.25	124.7	12.53849
L 4	2/1/02	combo	0.1 x 1.0	acquisiti	1 N	7	1038.23	86.42	11.01377
L 4	1/31/02	combo	baseline	acquisiti	1 W	11	791.17	101.1	6.825618
L 4	1/29/02	combo	0 x 0	acquisiti	1 N	3	113.76	99.22	0.146543
L 4	1/22/02	combo	0.03 x 3.0	acquisiti	1 W	7	357.37	96.06	2.720279
L 4	1/18/02	combo	0.03 x 1.0	acquisiti	1 E	1	234.48	81.1	1.891245
L 4	1/17/02	combo	baseline	acquisiti	1 E	3	201.16	123.8	0.624879
L 4	1/15/02	combo	0.1 x 3.0	acquisiti	1 N	8	973.19	99.69	8.762163
L 4	1/11/02	combo	0.03 x 3.0	acquisiti	1 W	6	1319.88	97.03	12.6028
L 4	1/10/02	combo	baseline	acquisiti	1 S	11	2118.2	127.2	15.65252
L 4	1/8/02	combo	0 x 0	acquisiti	1 E	2	1408.86	124.7	10.298
L 4	1/4/02	combo	0.1 x 1.0	acquisiti	1 S	1	1049.41	81.41	11.89043
L 4	1/3/02	combo	baseline	acquisiti	1 S	10	1166.49	99.56	10.71645
L 4	1/1/02	combo	0.1 x 3.0	acquisiti	1 E	5	1659.65	119.9	12.84195

L 4 12/28/01 combo 0.03 x 1.acquisiti 1 E 1 1189.79 101.1 10.76845

Ratio

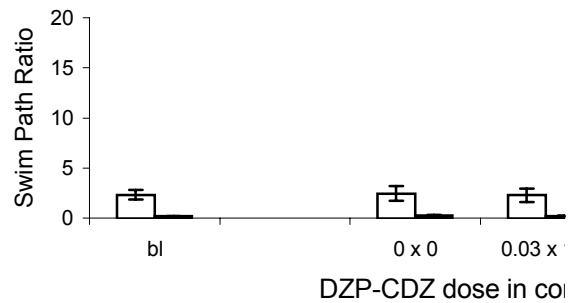
Average of R	Component	
Dose	acquisiti	
0 x 0	1.981587	0.444629
0.03 x 1.0	2.277613	0.1896945
0.03 x 3.0	1.980583	0.1726456
0.1 x 1.0	2.229926	0.2539621
0.1 x 3.0	5.708605	1.4667485
baseline	2.316264	0.1890948

		Ratio	
		acquisiti	
bl		2.3162641	0.189095
0 x 0		2.4546101	0.238049
0.03 x 1.0		2.2776125	0.189694
0.03 x 3.0		1.9805831	0.172646
0.1 x 1.0		2.2299258	0.253962
0.1 x 3.0		5.7086049	1.466748

StdDev of Ra	Component	
Dose	acquisiti	
0 x 0	3.057792	1.7106559
0.03 x 1.0	4.383484	0.3768343
0.03 x 3.0	3.220663	0.2835115
0.1 x 1.0	3.753534	0.4501358
0.1 x 3.0	8.336837	4.2167937
baseline	5.097882	0.3296226

Count of Rat	Component	
Dose	acquisiti	
0 x 0	41	41
0.03 x 1.0	44	44
0.03 x 3.0	54	54
0.1 x 1.0	54	54
0.1 x 3.0	72	72
baseline	120	120

DZP-CDZ



SE
bl 0.47538 0.0280593

0 x 0	0.477547	0.2671596
0.03 x 1.0	0.660835	0.0568099
0.03 x 3.0	0.438277	0.038581
0.1 x 1.0	0.510791	0.0612557
0.1 x 3.0	0.982506	0.4969539

Average of	Component Trial				
	acquisition				
Dose	1	2	3	4	5
0 x 0	7.7744667	2.173139208	4.233936051	4.0353569	0.432223
0.03 x 1.	7.5879061	4.364785624	2.17082542	2.0134684	2.452702
0.03 x 3.	7.8441518	2.680592721	2.446786633	3.1113988	0.823765
0.1 x 1.0	9.0812295	1.637993233	1.289485798	6.1328636	1.37357
0.1 x 3.0	8.946198	5.610605925	10.73623473	9.4178331	0.750881
baseline	7.4481634	1.953695269	6.675784159	1.693937	0.502221

StdDev of	Component Trial				
	acquisition				
Dose	1	2	3	4	5
0 x 0	4.0454752	2.015063681	5.17906589	4.4114383	0.237628
0.03 x 1.	10.329569	8.557903236	3.695333368	2.9012386	1.543187

0.03 x 3.	5.3635219	4.928587469	2.509786589	4.316518	0.642795
0.1 x 1.0	4.6204078	2.57207464	1.366187117	6.5851847	1.806992
0.1 x 3.0	5.3631615	5.359244331	12.17503362	10.028672	0.516055
baseline	5.4615948	1.634040536	9.986995268	2.2470239	0.447116

Count of	Component Trial				
	acquisition				
Dose	1	2	3	4	5
0 x 0	9	9	9	9	9
0.03 x 1.	8	8	8	8	8
0.03 x 3.	9	9	9	9	9
0.1 x 1.0	9	9	9	9	9
0.1 x 3.0	12	12	12	12	12
baseline	23	23	23	23	23

SE

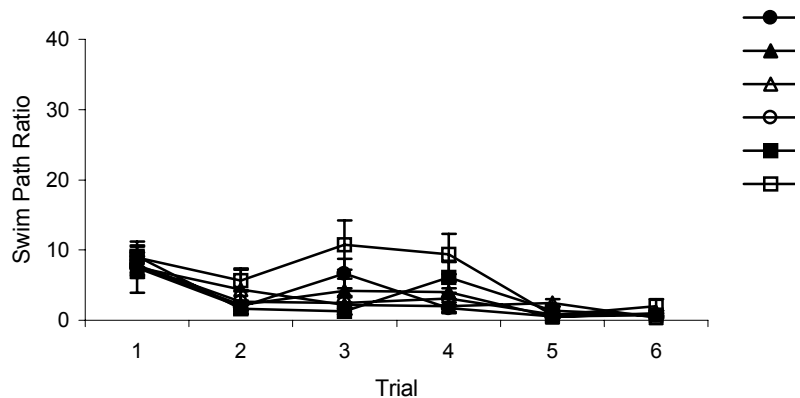
ACQ

	1	2	3	4	5
0 x 0	1.3484917	0.671687894	1.726355297	1.4704794	0.079209
0.03 x 1.	3.652054	3.025675705	1.306497642	1.0257428	0.545599
0.03 x 3.	1.7878406	1.64286249	0.83659553	1.4388393	0.214265
0.1 x 1.0	1.5401359	0.857358213	0.455395706	2.1950616	0.602331
0.1 x 3.0	1.5482114	1.547080578	3.514629469	2.8950281	0.148972
baseline	1.1388212	0.340721005	2.082432466	0.4685369	0.09323

R. Acq

	1	2	3	4	5
bl	7.4481634	1.953695269	6.675784159	1.693937	0.502221
0 x 0	7.7744667	2.173139208	4.233936051	4.0353569	0.432223
0.03 x 1.	7.5879061	4.364785624	2.17082542	2.0134684	2.452702
0.03 x 3.	7.8441518	2.680592721	2.446786633	3.1113988	0.823765
0.1 x 1.0	9.0812295	1.637993233	1.289485798	6.1328636	1.37357
0.1 x 3.0	8.946198	5.610605925	10.73623473	9.4178331	0.750881

DZP-CDZ Acquisition Average Swim Path Ratio



Average of Ratio	Trial					
Component	1	2	3	4	5	6
acquisition	7.448163	1.9536953	6.675784159	1.693937035	0.502221	0.755683
performance	0.42046	0.0747578	0.142190413	0.203192317	0.1587418	0.135227

StdDev of Ratio	Trial					
Component	1	2	3	4	5	6
acquisition	5.461595	1.6340405	9.986995268	2.247023886	0.4471159	0.780964
performance	0.616342	0.1026216	0.190118725	0.346615043	0.1271815	0.19389

Count of Ratio	Trial					
Component	1	2	3	4	5	6
acquisition	23	23	23	23	23	23
performance	23	23	23	23	23	23

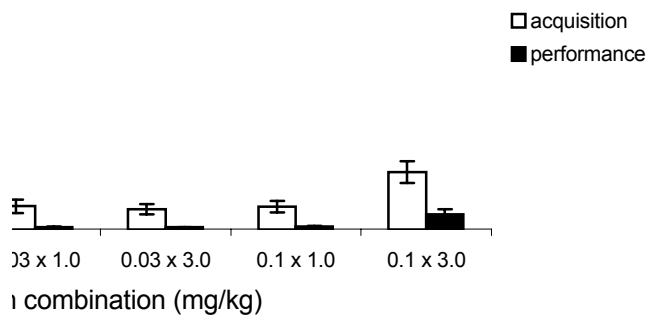
SE a 1.138821 0.340721 2.082432466 0.468536869 0.0932301 0.162842
p 0.128516 0.0213981 0.039642495 0.072274233 0.0265192 0.040429

Ratio	1	2	3	4	5	6
a	7.448163	1.9536953	6.675784159	1.693937035	0.502221	0.755683
p	0.42046	0.0747578	0.142190413	0.203192317	0.1587418	0.135227

Average of Ratio			Component		StdDev of Ratio			
Rat	Dose	Date	acquisition	performance	Rat	Dose		
K 3	0 x 0	12/7/01	3.430385626	1.28269242	K 3	0 x 0 0.03 x 1. 0.03 x 3. 0.1 x 1.0 0.1 x 3.0 baseline		
		1/8/02	4.901239984	0.047081953				
	0.03 x 1.	12/28/01	1.672739866	0.072402593				
		1/18/02	6.072729463	0.126634909				
	0.03 x 3.	12/18/01	4.313315018	0.383089485				
		1/11/02	1.372986773	0.064826408				
	0.1 x 1.0	12/21/01	1.48121349	0.667088263			K 6	0 x 0 0.03 x 1. 0.03 x 3. 0.1 x 1.0 0.1 x 3.0 baseline
		1/4/02	2.542159497	0.110035054				
	0.1 x 3.0	12/11/01	2.779638319	1.816185961				
		1/1/02	3.461204676	0.115678492				
baseline		1/15/02	5.939589061	0.309236615				
		12/20/01	3.007525061	0.189034819				
		12/27/01	7.1706457	0.168238523	K 8	0 x 0 0.03 x 1. 0.03 x 3. 0.1 x 1.0 0.1 x 3.0 baseline		
		1/3/02	3.344893182	0.012172976				
		1/10/02	4.833373819	0.325700207				
		1/17/02	0.589325011	0.157337843				
K 6	0 x 0	12/7/01	1.653780467	0.052950976	L 4	0 x 0 0.03 x 1. 0.03 x 3. 0.1 x 1.0 0.1 x 3.0 baseline		
		1/8/02	1.440916649	0.3856834				
	0.03 x 1.	12/28/01	1.725617698	0.117263464				
		1/18/02	0.519862748	0.114577919				
	0.03 x 3.	12/18/01	1.374672821	0.111333638				
		1/11/02	3.22290448	0.11495138				
	0.1 x 1.0	12/21/01	4.587589338	0.14872304				
		1/4/02	2.191149639	0.174123545				
	0.1 x 3.0	12/11/01	7.057649626	7.659494071				
		1/1/02	9.598930473	0.420332374				
		1/15/02	5.792527193	0.330469749	Count of Ratio			
					Rat	Dose		

K 6	baseline	12/20/01	2.515840894	0.067381577	K 3	0 x 0 0.03 x 1. 0.03 x 3. 0.1 x 1.0 0.1 x 3.0
		12/27/01	10.9938987	0.266541368		
		1/3/02	3.088450488	0.188418108		
		1/10/02	1.451981832	0.114319596		
		1/17/02	3.169634076	0.192581748		
K 8	0 x 0	1/8/02	3.164970699	0.067695285	K 6	0 x 0 0.03 x 1. 0.03 x 3. 0.1 x 1.0 0.1 x 3.0
	0.03 x 1.	12/7/01	1.579821958	0.03882096		
		12/28/01	2.818162953	0.251696783		
	0.03 x 3.	12/18/01	2.972681912	0.247694389		
		1/11/02	2.832300374	0.097324815		
	0.1 x 1.0	12/21/01	4.38645814	0.21331739		
		1/4/02	2.78492278	0.185111213		
	0.1 x 3.0	12/11/01	9.704608865	4.308399449	K 8	0 x 0 0.03 x 1. 0.03 x 3. 0.1 x 1.0 0.1 x 3.0
		1/1/02	4.910518078	0.205147455		
		1/15/02	3.952831996	0.891363998		
	baseline	12/20/01	1.487288391	0.207232646		
12/27/01		4.207829985	0.197318231			
1/3/02		2.631665855	0.09530134			
1/10/02		2.402001589	0.015355741			
L 4	0 x 0	1/8/02	3.073093852	0.118171074	L 4	0 x 0 0.03 x 1. 0.03 x 3. 0.1 x 1.0 0.1 x 3.0
		1/29/02	1.143813649	2.034172361		
		2/12/02	1.979145587	0.214443361		
	0.03 x 1.	12/28/01	3.17469057	0.574762783		
		1/18/02	6.583842588	0.121788261		
	0.03 x 3.	1/11/02	5.022177155	0.151603381		
		1/22/02	1.070656176	0.108461494		
		2/8/02	4.438906306	0.274525012		
	0.1 x 1.0	1/4/02	4.731275016	0.307552025		
		2/1/02	2.403940364	0.27880761		
		2/15/02	5.237579393	0.200900989		
	0.1 x 3.0	1/1/02	12.64185253	0.687979053		
		1/15/02	2.495066168	0.526043513		
		2/5/02	6.644028066	0.330651101		
	baseline	1/3/02	2.670337389	0.138469472		
		1/10/02	3.981852328	0.152863158		
		1/17/02	0.708589452	0.395192472		
		1/31/02	4.089458182	0.354190343		
		2/7/02	1.897908685	0.212220927		
		2/14/02	1.313004385	0.211888747		

DZ Average Swim Path Ratio



acquisition	performance				
6	1	2	3	4	5
1.041890582	0.24055942	1.362761274	0.04462375	0.249097764	0.208748742
0.386280847	0.0991201	0.123556425	0.281260221	0.400568241	0.132965868
0.840371984	0.2072145	0.083726475	0.156735723	0.348386428	0.162089968
0.715716212	0.09474259	0.530454455	0.123646014	0.25411753	0.194814656
2.027469511	5.16112163	1.222570411	0.301309836	0.557917272	0.224836658
0.755682881	0.42045991	0.07475778	0.142190413	0.203192317	0.158741809

acquisition	performance				
6	1	2	3	4	5
1.094846148	0.60736407	3.867015811	0.041319299	0.592284538	0.146221929
0.410152536	0.1044513	0.171193789	0.290466536	0.832986686	0.154258194

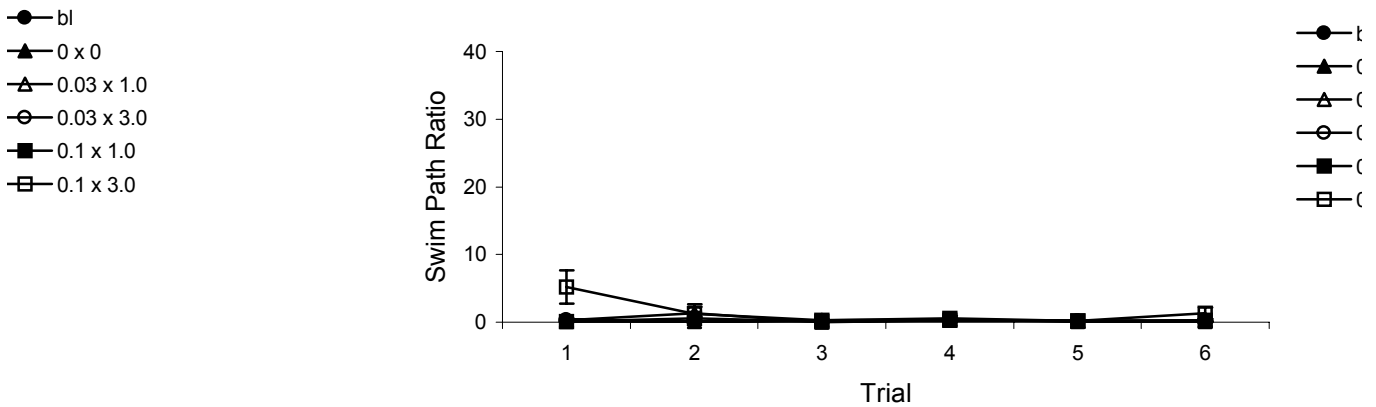
1.48717668	0.36164953	0.08878778	0.074742152	0.552933559	0.136063476
0.668596542	0.09615096	0.945714172	0.174979232	0.311949786	0.252505558
3.286915479	8.49496795	3.560438901	0.274518784	1.194875359	0.196202675
0.78096445	0.61634248	0.102621552	0.190118725	0.346615043	0.127181537

acquisition	performance					
6	1	2	3	4	5	
9	9	9	9	9	9	9
8	8	8	8	8	8	8
9	9	9	9	9	9	9
9	9	9	9	9	9	9
12	12	12	12	12	12	12
23	23	23	23	23	23	23

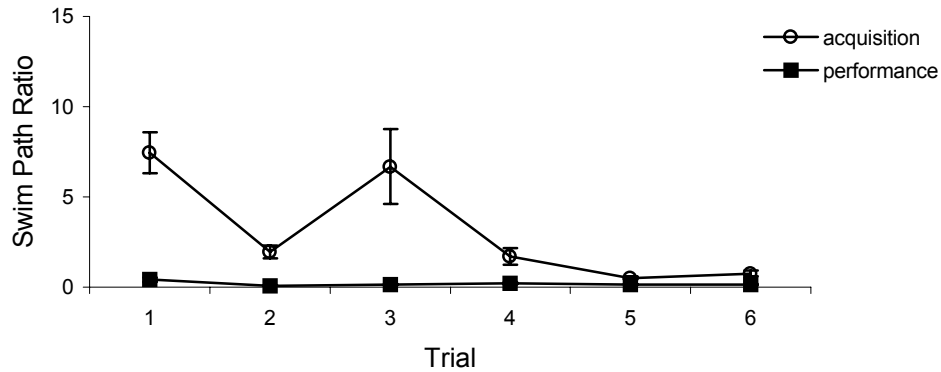
PERF						
6	1	2	3	4	5	
0.364948716	0.20245469	1.28900527	0.0137731	0.197428179	0.048740643	
0.14501082	0.03692911	0.060526144	0.102695429	0.294505267	0.054538508	
0.49572556	0.12054984	0.029595927	0.024914051	0.184311186	0.045354492	
0.222865514	0.03205032	0.315238057	0.058326411	0.103983262	0.084168519	
0.948850768	2.45228602	1.027810179	0.079246747	0.344930805	0.056638834	
0.162842345	0.12851629	0.021398073	0.039642495	0.072274233	0.026519184	

6	1	2	3	4
0.755682881				
	bl	0.420459909	0.07475778	0.142190413
1.041890582				
0.386280847	0 x 0	0.240559419	1.362761274	0.04462375
0.840371984	0.03 x 1.0	0.099120096	0.123556425	0.281260221
0.715716212	0.03 x 3.0	0.207214502	0.083726475	0.156735723
2.027469511	0.1 x 1.0	0.09474259	0.530454455	0.123646014
	0.1 x 3.0	5.161121634	1.222570411	0.301309836

DZP-CDZ Performance Average Swim Path Ratio



DZP-CDZ Swim Path Ratio Drug Baseline



Component			
acquisition	performance	SE	
4.759841856	0.74729349		
8.899967265	0.13750606	K3	baseline 0.882059981 0.05389574
4.239583597	0.46393019		
1.985528551	0.84220928		0 x 0 1.586613952 0.249097829
5.260887423	1.78191912		0.03 x 1.0 2.569199248 0.039694582
4.831241489	0.29519912		0.03 x 3.0 1.223862365 0.133925109
1.862230606	0.64177142		0.1 x 1.0 0.573172722 0.243124877
1.265094797	0.10532292		0.1 x 3.0 1.240003057 0.420002363
3.693150969	0.09997983		
4.607237769	0.14982186		
7.17628384	6.08910654		
8.882214479	0.21196338		
4.449383996	0.11870504	K6	baseline 1.621663077 0.038699042
2.275029264	0.18771407		
4.937233369	0.22301476		0 x 0 0.658397945 0.226900461
4.821412208	0.28640891		0.03 x 1.0 0.365201411 0.030404109
9.823301327	5.46972291		0.03 x 3.0 1.066120853 0.02886169
4.18854056	0.19842378		0.1 x 1.0 1.329994983 0.043249846
2.9979089	2.71952788		0.1 x 3.0 1.691466322 1.435216175
7.479366216	0.70854778		
4.322337081	0.26131415	K8	baseline 0.854982262 0.040503085
5.827150966	0.29001365		
9.08559769	0.75802445		0 x 0 1.81645341 0.048461129
3.84490843	0.37569769		0.03 x 1.0 0.80434431 0.066366947
			0.03 x 3.0 1.425256507 0.064378815
			0.1 x 1.0 1.391821818 0.082679129
			0.1 x 3.0 2.315374327 1.289226054
Component			
acquisition	performance		

9	9	L4	<u>baseline</u>	0.640818072	0.062616282
12	12				
12	12				
12	12		0 x 0	0.706613904	0.640998868
18	18		0.03 x 1.0	2.159107049	0.204540124
30	30	0.03 x 3.0	1.01878462	0.061592335	
8	8	0.1 x 1.0	1.373472654	0.068356872	
12	12	0.1 x 3.0	2.141495913	0.178668075	
12	12				
12	12		b1	3.789152554	
18	18	RATIO			
30	30		K 3	0 x 0	4.410955198
6	6			0.03 x 1.0	3.872734664
8	8			0.03 x 3.0	2.843150896
12	12			0.1 x 1.0	2.011686494
12	12		0.1 x 3.0	4.060144019	
18	18				
12	12		b1	4.243961199	
18	18				
18	18	K 6	0 x 0	1.494132603	
18	18			0.03 x 1.0	1.122740223
18	18			0.03 x 3.0	2.298788651
18	18			0.1 x 1.0	3.389369489
36	36			0.1 x 3.0	7.483035764
			b1	2.682196455	
		K 8	0 x 0	3.164970699	
				0.03 x 1.0	2.508577704
				0.03 x 3.0	2.902491143
				0.1 x 1.0	3.58569046
				0.1 x 3.0	6.189319646
			b1	2.44352507	
		L 4	0 x 0	2.065351029	
				0.03 x 1.0	4.879266579
				0.03 x 3.0	3.510579879
				0.1 x 1.0	4.124264924
				0.1 x 3.0	7.260315588

performance
6
0.30496088
0.100696097
0.077720238
0.325997508
1.332735104
0.135226516

performance
6
0.554087687
0.153941345

0.092024139
0.321963457
3.057548572
0.193890325

performance
6
9
8
9
9
12
23

SE

6	
0.184695896	0 x 0
0.054426484	0.03 x 1.0
0.030674713	0.03 x 3.0
0.107321152	0.1 x 1.0
0.882638245	0.1 x 3.0
0.040428928	baseline

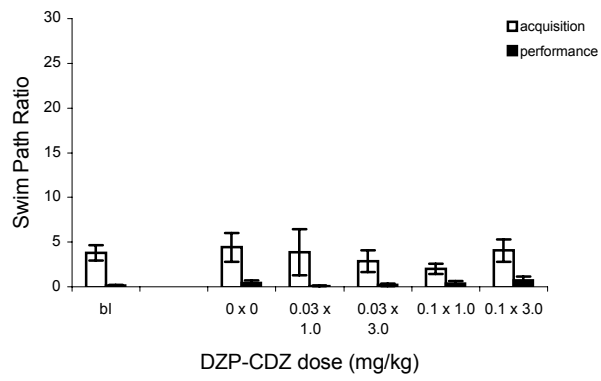
R. PERF

5	6
0.158741809	0.135226516
0.208748742	0.30496088
0.132965868	0.100696097
0.162089968	0.077720238
0.194814656	0.325997508
0.224836658	1.332735104

Ratio


- bl
- ▲ 0 x 0
- △ 0.03 x 1.0
- 0.03 x 3.0
- 0.1 x 1.0
- 0.1 x 3.0

K3 DZP-CDZ Swim Path Ratio



K6 DZP-CDZ Swim Path Ratio





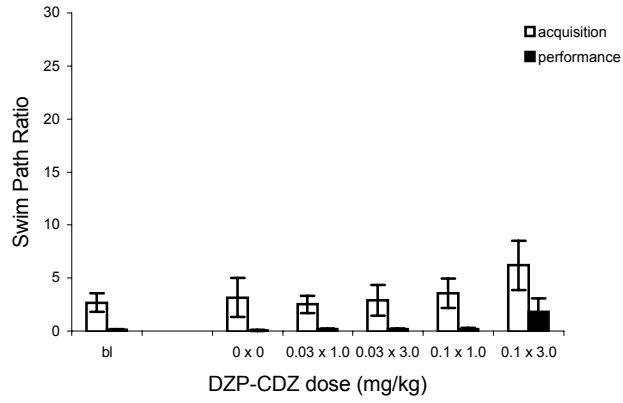
K8 DZP-CDZ Swim Path Ratio

0.170496874

0.458952109
0.099518751
0.223957946
0.388561658
0.747033689

0.165848479

0.302500294
0.115920691
0.113142509
0.161423292
2.803432064



L4 DZP-CDZ Swim Path Ratio

0.12880199

0.067695285
0.198477828
0.172509602
0.199214302
1.801636967

0.24413752

0.788928932
0.348275522
0.178196629
0.262420208
0.514891222

