

Health Disparities

Frankie Denise Powell, Ph.D.
The University of NC at Pembroke
2013 Building Bridges Conference

Three part discussion

1. Health disparities defined
2. Family issues
3. Our response (action)

Our Situation

- Health advantages of the US
- Despite the advantages and abundance, there are disparities

Overview of disparities

- Affluent citizens enjoy better health than do minority and poor citizens (*National Institute of Environmental Health Sciences*)

How Did This Happen?

Dr. Harold Freeman says there are 3 reasons:

1. Poverty
2. Culture/behaviors
3. Social injustice

What is the basis for it?

- Medical
- Social

Medical.....

- Access to health care
- Patient and Provider issues

Social....

- Patient and Societal issues
- Socio-economic status, socio-demographic factors and health



Part One

Definitions and descriptions



Definition(s) of Disparities

IOM Report

- “racial or ethnic **differences** in the quality of healthcare that are not due to access-related factors or clinical needs, preferences, and appropriateness of intervention...**differences** that remain after taking into account patient needs and preferences and the availability of health care 3 .
- ~ Institute of Medicine's *Unequal Treatment: Confronting Racial and Ethnic Disparities in Health Care* (pages 3-4; © 2003)

National Cancer Institute, NIH

- "...**differences** in the incidence, prevalence, mortality, and burden of diseases and other adverse health conditions that exist among specific population groups in the United States."
~ *Strategic Research Plan to Reduce and Ultimately Eliminate Health Disparities* (October 6, 2000)

DHHS

- "...**differences** that occur by gender, race or ethnicity, education or income, disability, geographic location, or sexual orientation."
~ United States Department of Health and Human Services, *Healthy People 2010: Understanding and Improving Health* (November 2000)

Health Disparities - range

- **Asthma**
- **Diabetes**
- Lead poisoning
- Lupus
- Sarcoidosis
- **Cancer**
- African Americans
- Native Americans
- Hispanic

Population Groups

- *Gender*
- *Age*
- *Ethnicity*
- *Education*
- *Income*
- Social class
- Exceptionality
- Geographic location
- Sexual orientation

Data from the National Vital Statistics System (Mortality)

- Life expectancy at birth for the U.S. population was 78.7 years in 2011.
- Non-Hispanic black males experienced the largest decrease in mortality (23%) during the period 2000–2011.
- States in the southeast region had higher death rates than those in other regions of the country.



Part Two

Family issues




Part Three

Responding by action


Alternatives Considered

- Pay attention!
- Ask questions.
- Use your local resources.




**“Poverty is the
worse form of
violence.”**

~ Gandhi ~



"He who has health, has hope; and he who has hope, has everything."

~ Arabian proverb ~



‘We cannot seek or attain wealth, learning, justice, or kindness in general. Action is always specific, concrete, individualized, unique.’

~ Benjamin Jowett ~

Summary

“It is from numberless diverse acts of courage and belief that human (her)history is shaped. Each time a (wo)man stands up for an ideal, or acts to improve the lot of others, or strikes out at any injustice, (s)he sends forth a tiny ripple of hope”.

~ Robert Francis Kennedy

My hope is built on....



9/2/2016

UNCP-DHHS Building Bridges/fdpp

24

A decorative background featuring several spheres of varying shades (white, light gray, dark gray, black) mounted on thin black sticks. The spheres are arranged in a cluster on the left side of the frame, with some in sharp focus and others blurred. The sticks are positioned at different heights and angles, creating a sense of depth. The overall aesthetic is clean and modern.

Thank you!

910.775.4281

Frankie.powell@uncp.edu

References

- <http://www.cdc.gov/nchs/data/databriefs/db115.htm>
- <http://report.nih.gov/NIHfactsheets/ViewFactSheet.aspx?csid=124>
- www.omhrc.gov
- www.iccnet.org