

Airway Management Education for Post-Anesthesia Care Unit Nurses

Erica Gums, BSN, SRNA

PURPOSE

Purpose: Provide education and simulation to post-anesthesia care unit nurses regarding basic airway management, including assessment skills and related interventions.

Goal: Improve knowledge and self-efficacy related to airway management in the PACU.

BACKGROUND

Background: Post-anesthesia care unit registered nurses care for vulnerable patients immediately after receiving anesthesia. These patients are at high risk for developing postoperative pulmonary complications and require skilled nursing care. Post-anesthesia care unit nurses should be knowledgeable and confident when caring for these patients and should possess the skills to assess, recognize, and intervene when postoperative pulmonary complications arise.

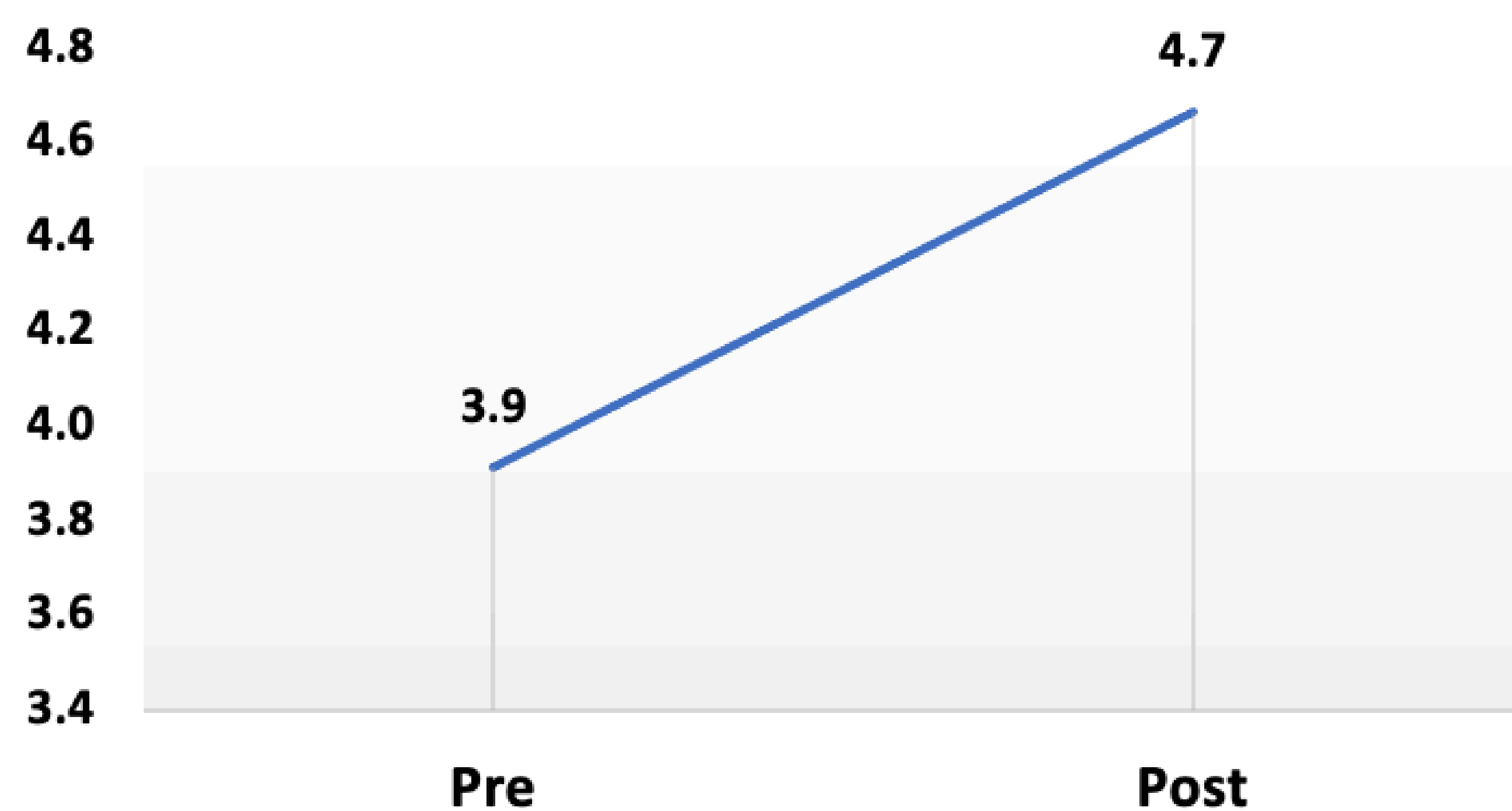
METHODS

Methods and Intervention: A pre-test assessing nurses' perception of knowledge and self-efficacy was provided prior to an educational intervention that included a PowerPoint presentation and hands-on mannequin simulation in a 45-minute training period. The respiratory management education sessions were offered four times to meet the scheduling constraints for these nurses. After the educational intervention, a post-test was administered to assess for improved perceived levels of knowledge and self-efficacy.

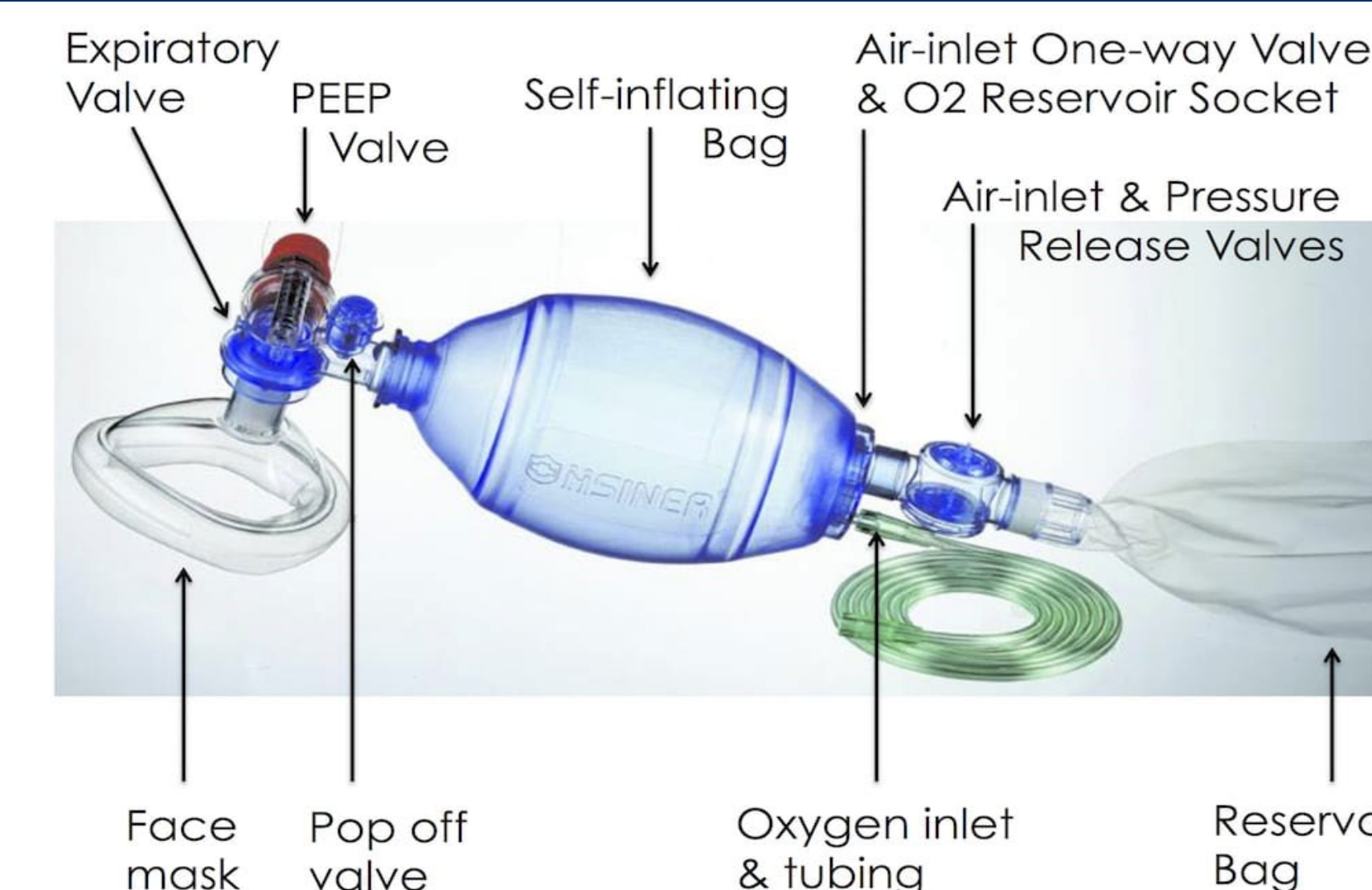
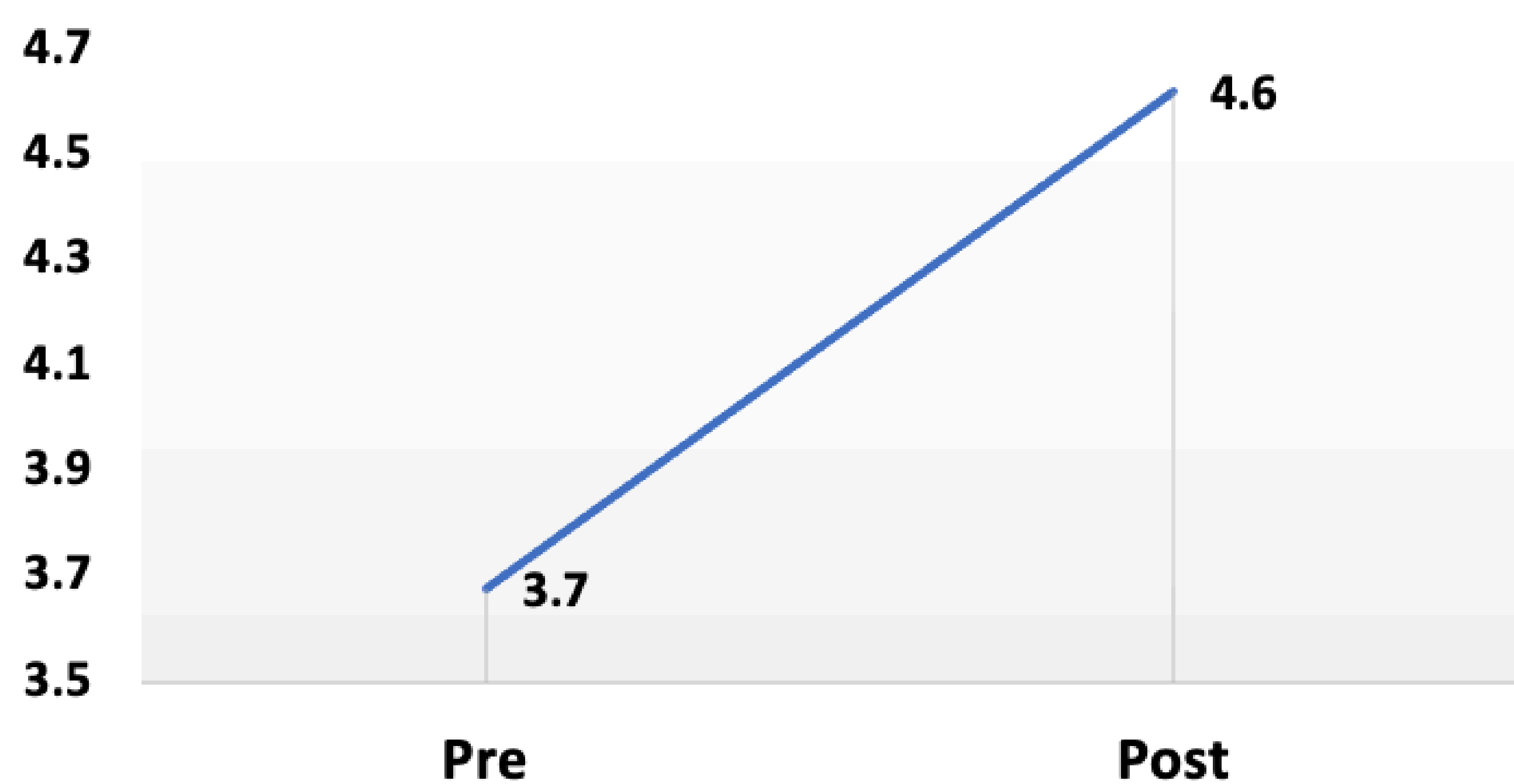
RESULTS

Registered Nurses reported in an increase in perceived self-efficacy with a pre-education survey average of 3.9 and a post-education survey average of 4.7. Perceived knowledge increased from an average of 3.7 to 4.6 with education and simulation.

Average of pre- & post-education self-efficacy



Average of pre- & post-education knowledge



CONCLUSION

Registered Nurses benefit from receiving formal education and hands-on simulation on airway management in the PACU. This formal training improves nurses' perceived self-efficacy and knowledge. This education and simulation can be provided yearly and for newly hired nurses during the orientation process.



References

- Karcz, M., & Papadakis, P. J. (2013). Respiratory complications in the postanesthesia care unit: A review of pathophysiological mechanisms. *Canadian Journal of Respiratory Therapy*, 49(4), 21–29. <https://www.ncbi.nlm.nih.gov/pmc/articles/PMC4456822/>
- Mamaril, M. E. (2020). Preoperative risk factors associated with PACU pediatric respiratory complications: An Integrative Review. *Journal of PeriAnesthesia Nursing*, 35(2), 125–134. <https://doi.org/10.1016/j.jopan.2019.09.002>
- Miskovic, A. and Lumb, B. (2017). Postoperative pulmonary complications. *BJA: British Journal of Anaesthesia*, 118 (3), 317–334. <https://academic.oup.com/bja/article/118/3/317/2982040>
- Neto, A. S., da Costa, L. G. V., Hemmes, S. N. T., Canet, J., Hedenstierna, G., Jaber, S., Hiesmayr, M., Hollmann, M. W., Mills, G. H., Vidal Melo, M. F., Pearse, R., Putensen, C., Schmid, W., Severgnini, P., Wrigge, H., de Abreu, M. G., Pelosi, P., & Schultz, M. J. (2018). The LAS VEGAS risk score for prediction of postoperative pulmonary complications: *European Journal of Anaesthesiology*, 35(9), 691–701. <https://doi.org/10.1097/EJA.0000000000000845>